

24) Aspect-Oriented Programming with Aspect/J

Prof. Dr. Uwe Aßmann
Florian Heidenreich

Technische Universität Dresden
Institut für Software- und Multimediatechnik

<http://st.inf.tu-dresden.de>

Version 11-0.1, Juli 5, 2011

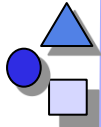
1. The Problem of Crosscutting
2. Aspect-Oriented Programming
3. Composition Operators and Point-Cuts
4. Evaluation as Composition System





Literature


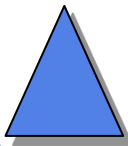
- ▶ <http://www.eclipse.org/aspectj/>
- ▶ <http://aosd.net/>
- ▶ [KLM+97] G. Kiczales, J. Lamping, A. Mendhekar, C. Maeda, C. Videira Lopes, J.-M. Loingtier, J. Irwin. *Aspect-Oriented Programming*. 1997
- ▶ R. Laddad. *Aspect/J in Action*. Manning Publishers. 2003. Book with many details and applications of Aspect/J.



Other literature

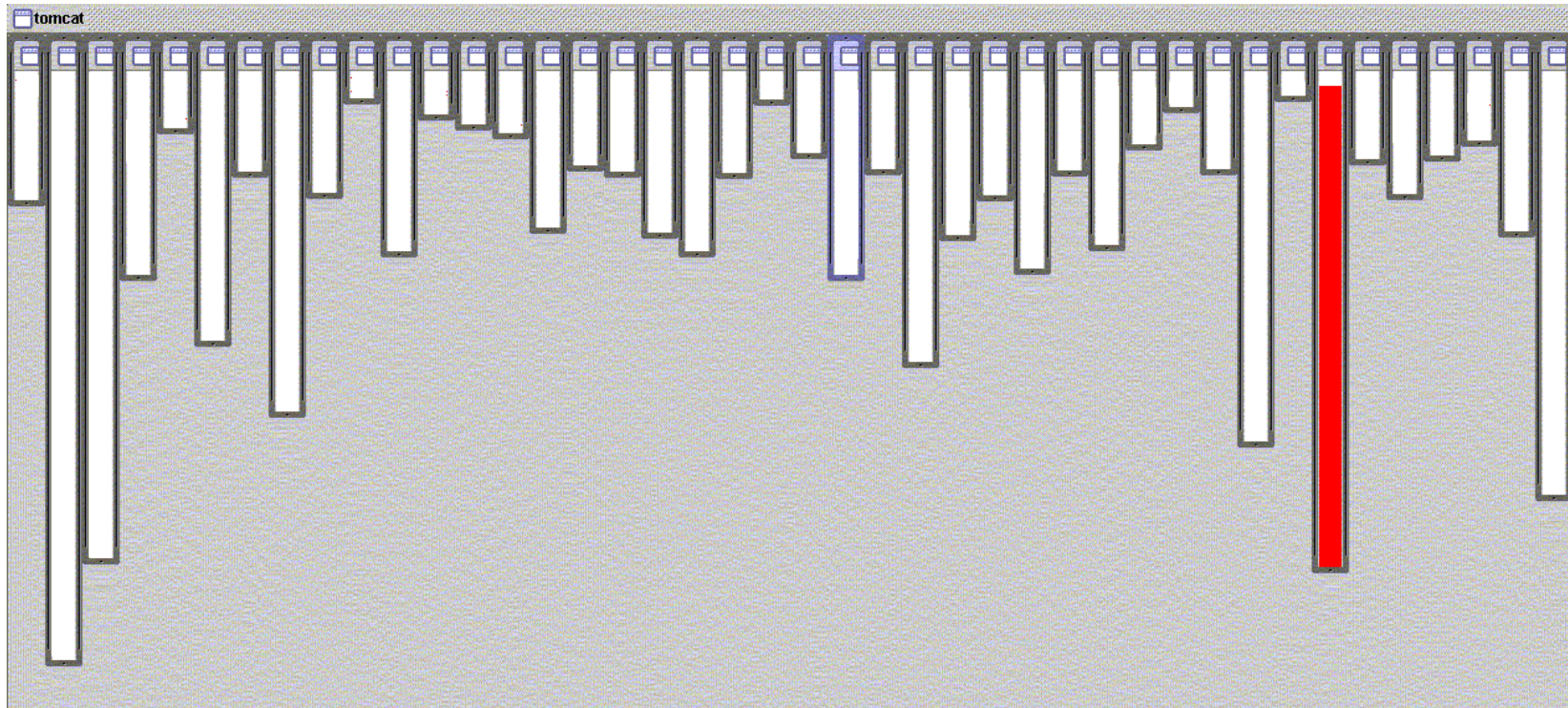
- C. V. Lopes. *Aspect-Oriented Programming: An Historical Perspective (What's in a Name?)*. 2002
http://www.isr.uci.edu/tech_reports/UCI-ISR-02-5.pdf
- G. Kiczales. *Aspect Oriented Programming - Radical Research in Modularity*. Google Tech Talk, 57 min
<http://video.google.com/videosearch?q=Kiczales>

24.1 *The Problem of Crosscutting*





XML parsing in org.apache.tomcat

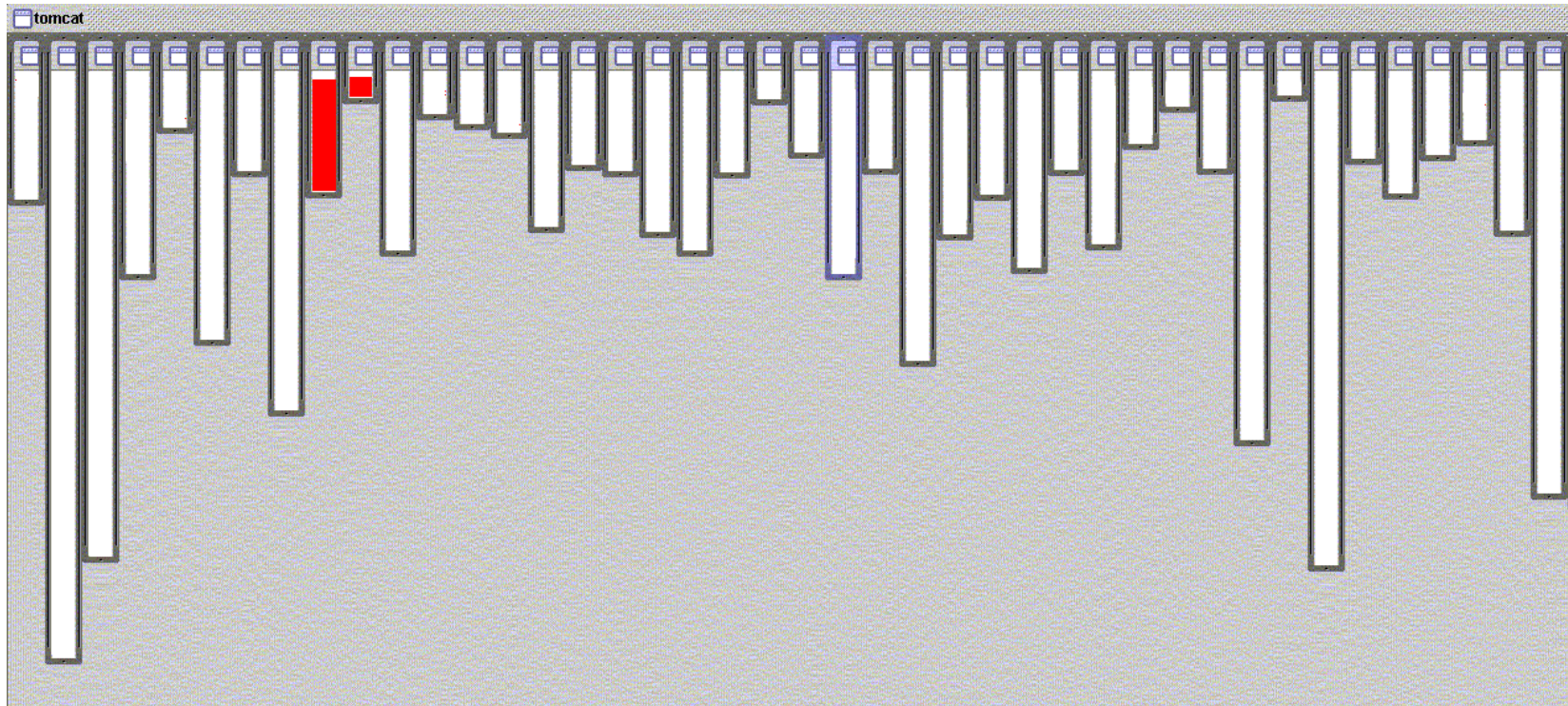


[Picture taken from the aspectj.org website]

**Good modularity:
handled by code in one class**



URL pattern matching in org.apache.tomcat

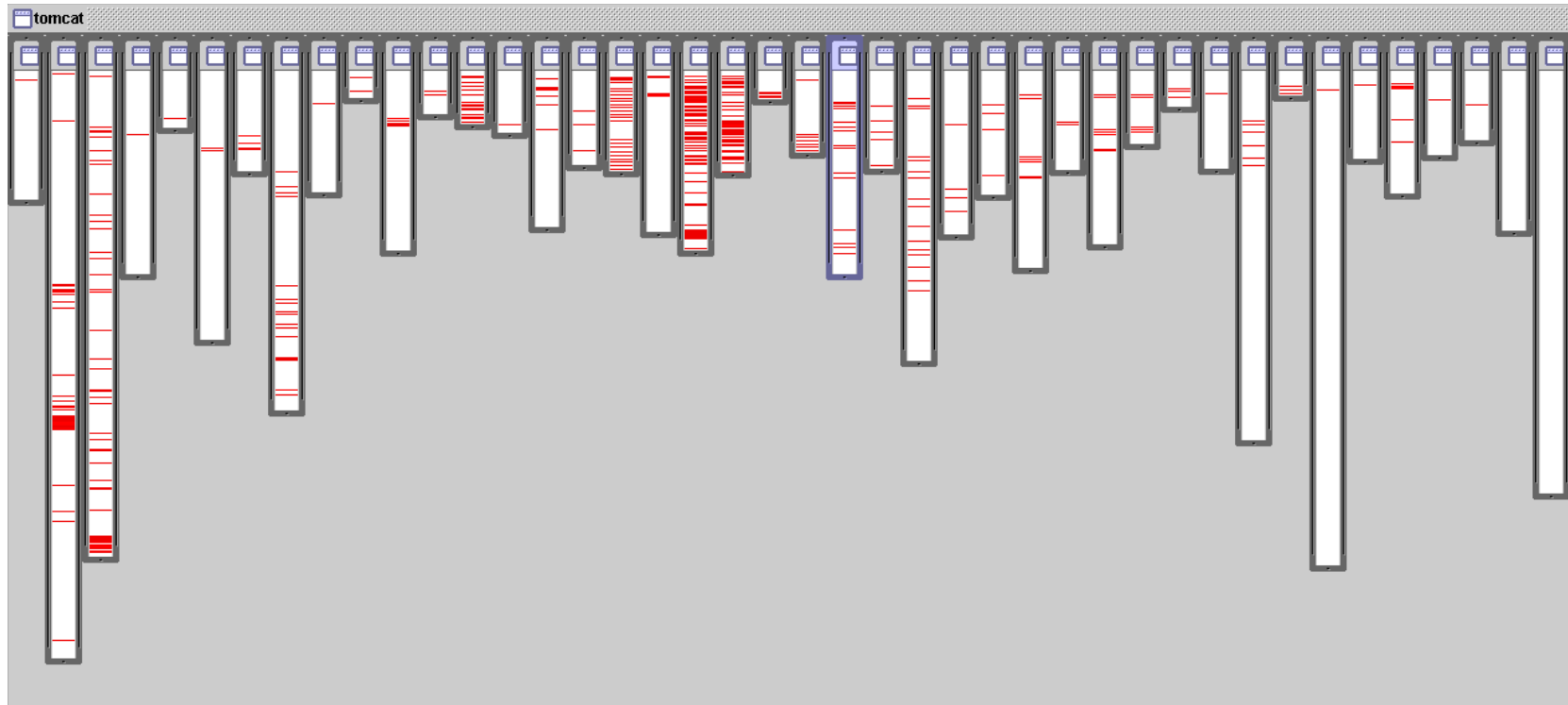


[Picture taken from the aspectj.org website]

Good modularity:
handled by code in two classes related by
inheritance



Logging in org.apache.tomcat



[Picture taken from the aspectj.org website]

BAD modularity:

handled by code that is scattered over almost all classes



Comparison

Bad modularity

- ▶ **scattering** – code addressing one concern is spread around in the code
- ▶ **tangling** – code in one region addresses multiple concerns
- ▶ Scattering and tangling appear together; they describe different facets of the same problem
 - redundant code
 - difficult to reason about
 - difficult to change

Good Modularity

- ▶ **separated** – implementation of a concern can be treated as relatively separate entity
- ▶ **localized** – implementation of a concern appears in one part of program
- ▶ **modular** – above + has a clear, well defined interface to rest of system



A first example for scattering

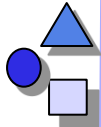
- ▶ every call to foo is preceded by a log call (scattering)

```
      :  
      System.out.println("foo called");  
      Helper.foo(n/3);
```

```
      :  
      System.out.println("foo called");  
      Helper.foo(i+j+k);
```

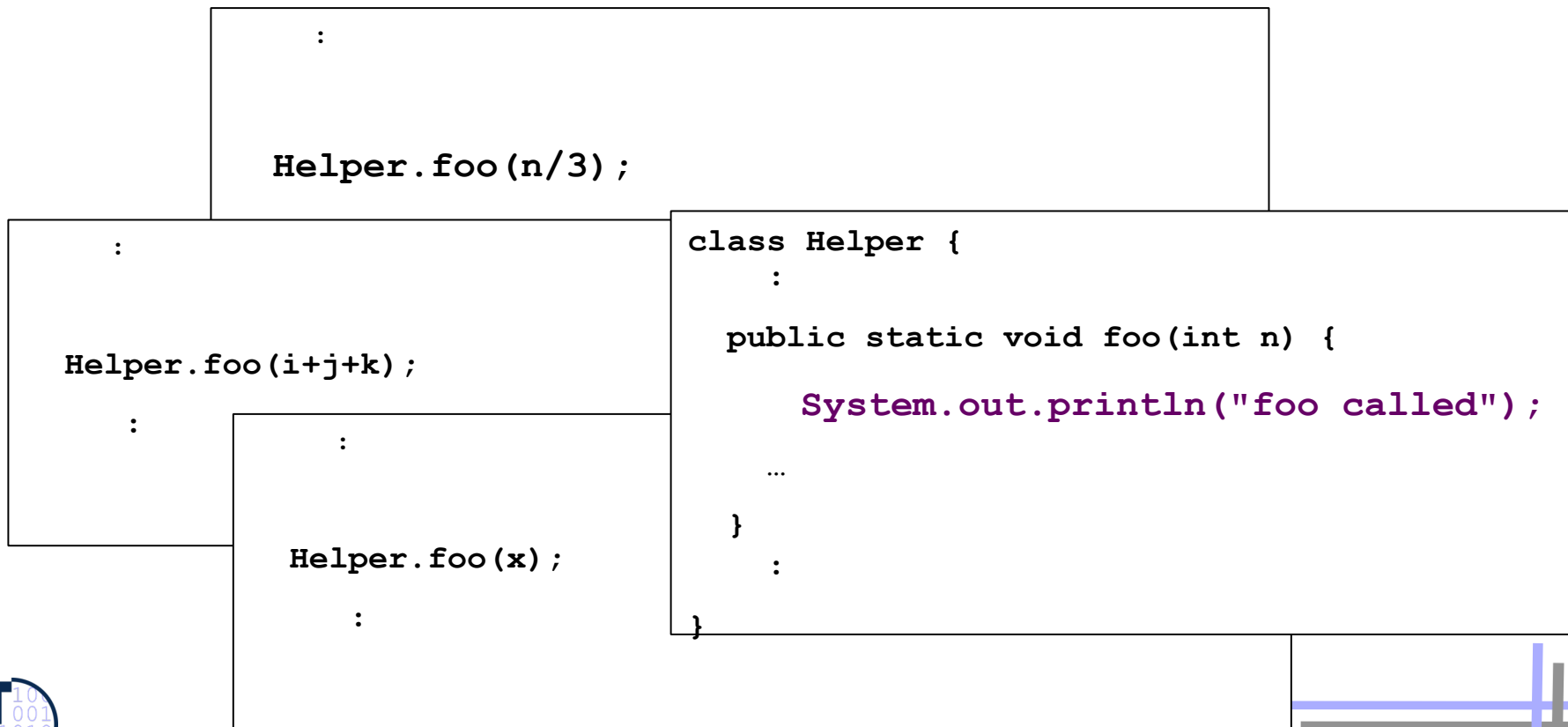
```
      :  
      System.out.println("foo called")  
      Helper.foo(x);
```

```
class Helper {  
    :  
    public static void foo(int n) {  
  
        ...  
    }  
    :  
}
```



Solution: Refactoring of Scattered Calls

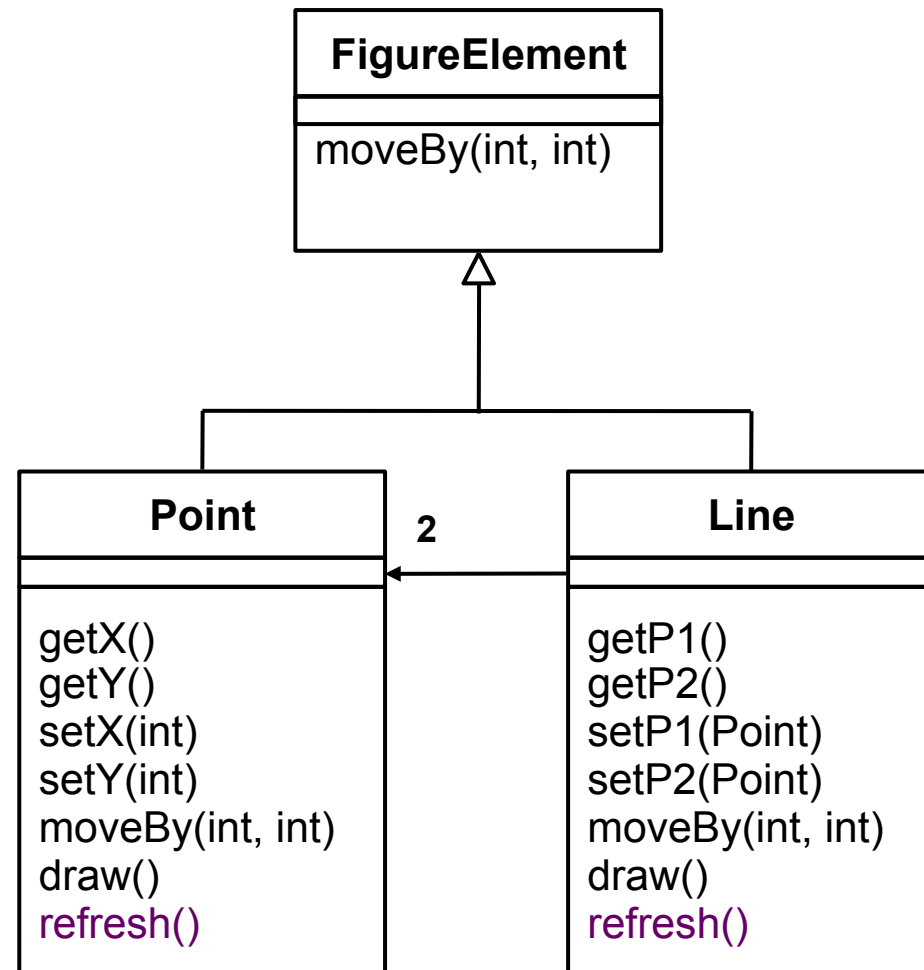
- ▶ Procedures can modularize this case (unless logs use calling context)
- ▶ Scattered calls can be refactored *into* called procedures





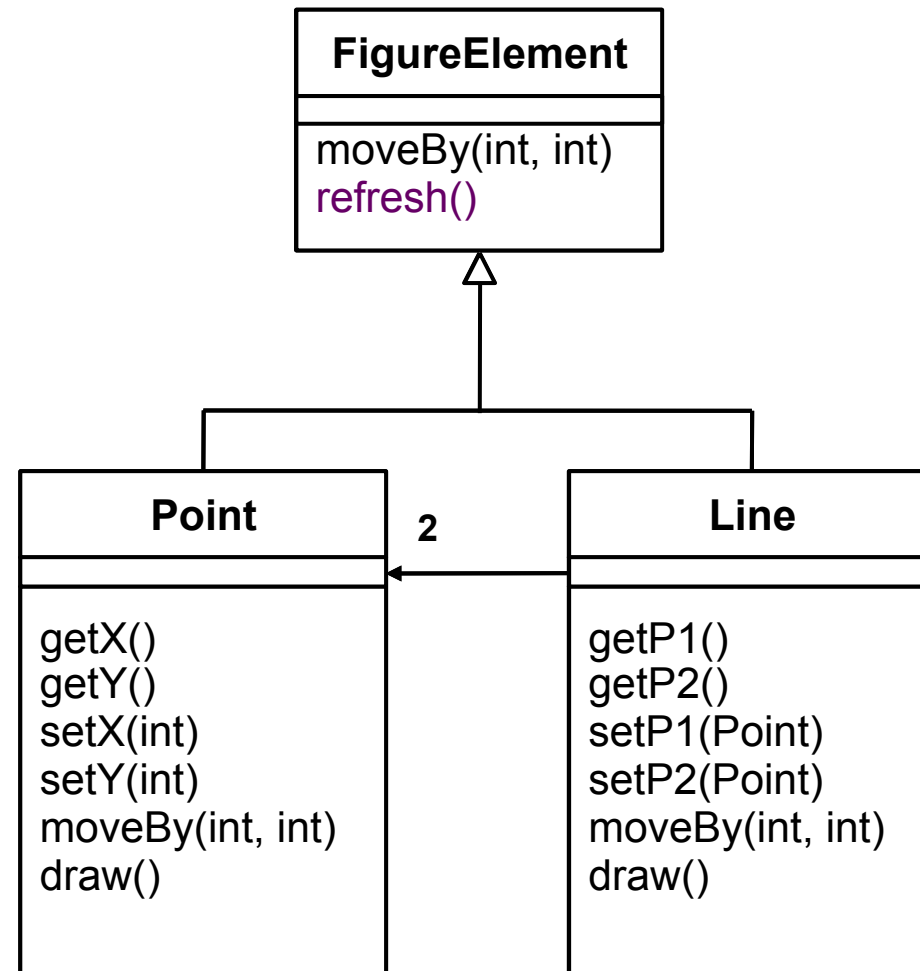
A second example of S&T

- ▶ all subclasses have an identical method



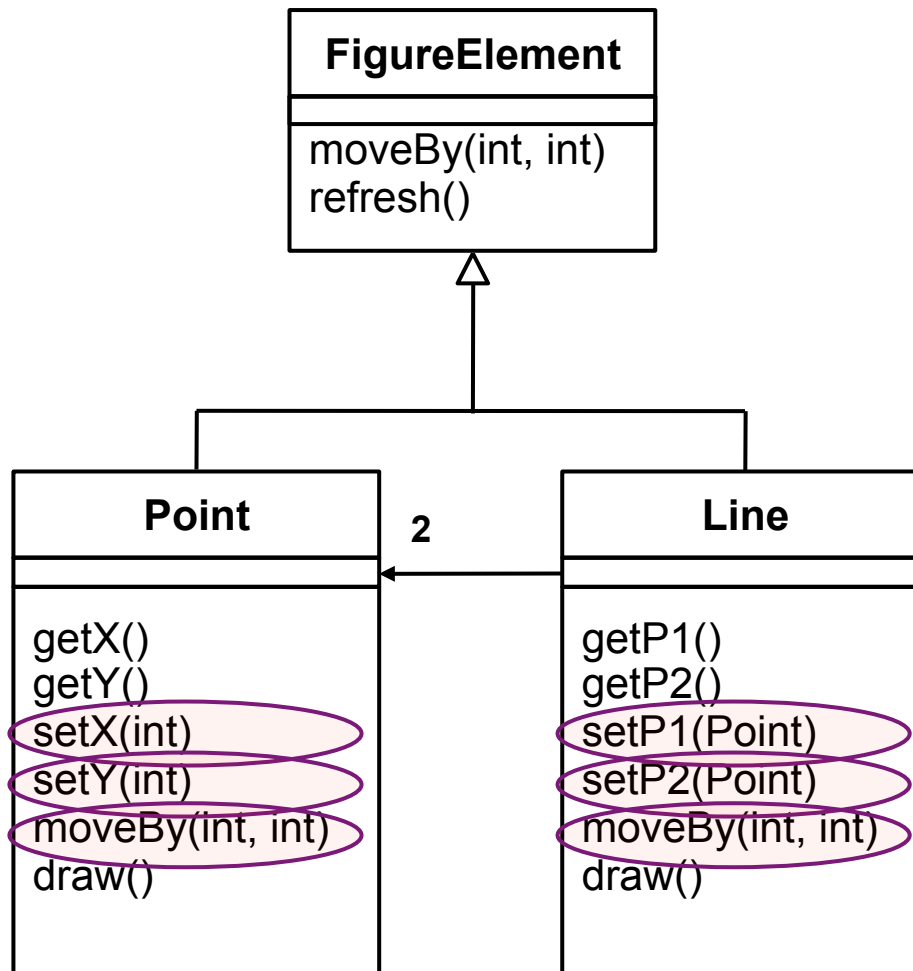
Solution: Refactoring (MoveUp Method)

- ▶ inheritance can modularize this



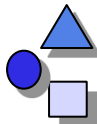


A final example of S&T

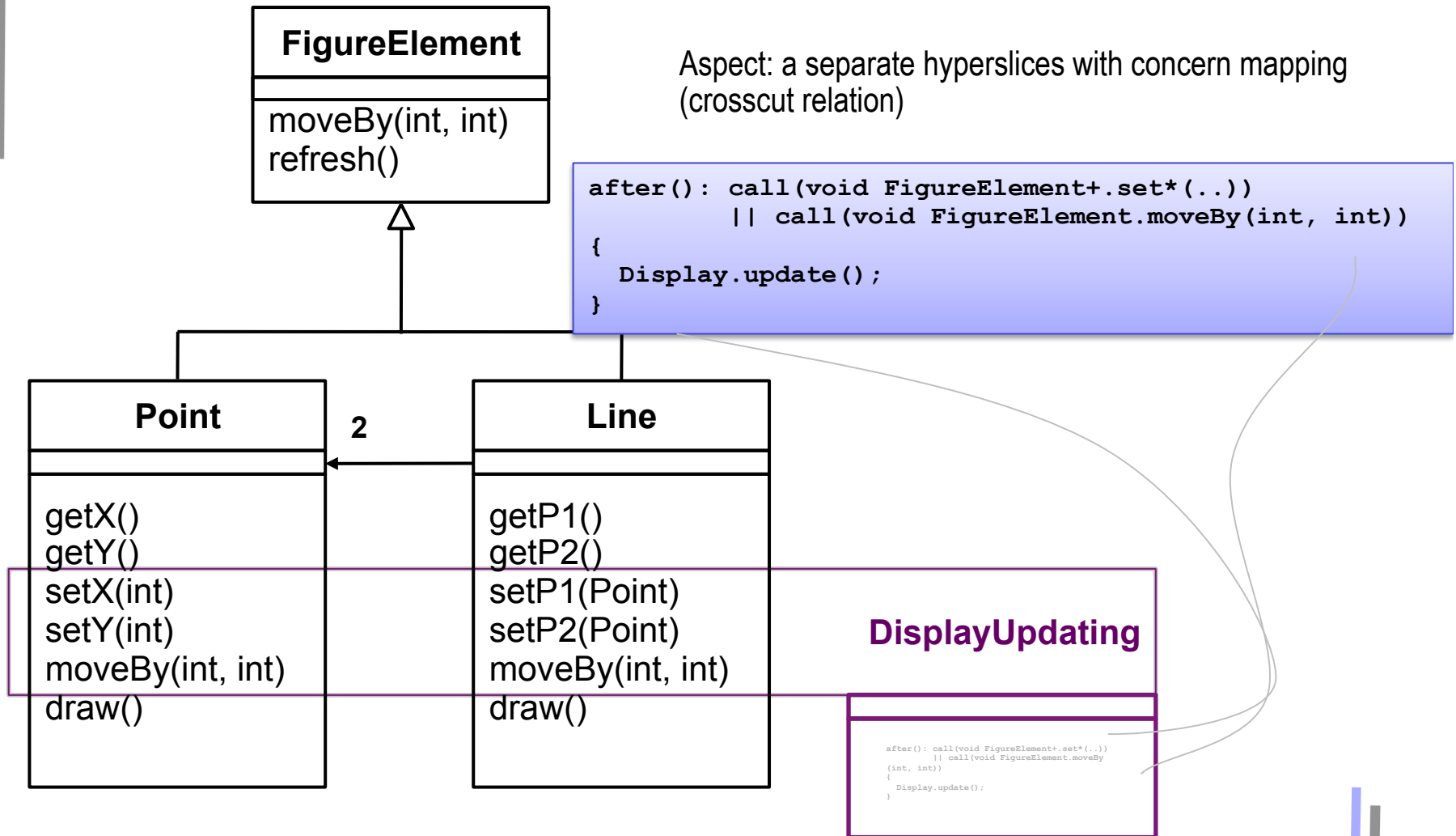


All implementations of these methods end with call to:

```
Display.update();
```



Needs AOP for a Solution



24.2 Aspect-Oriented Programming





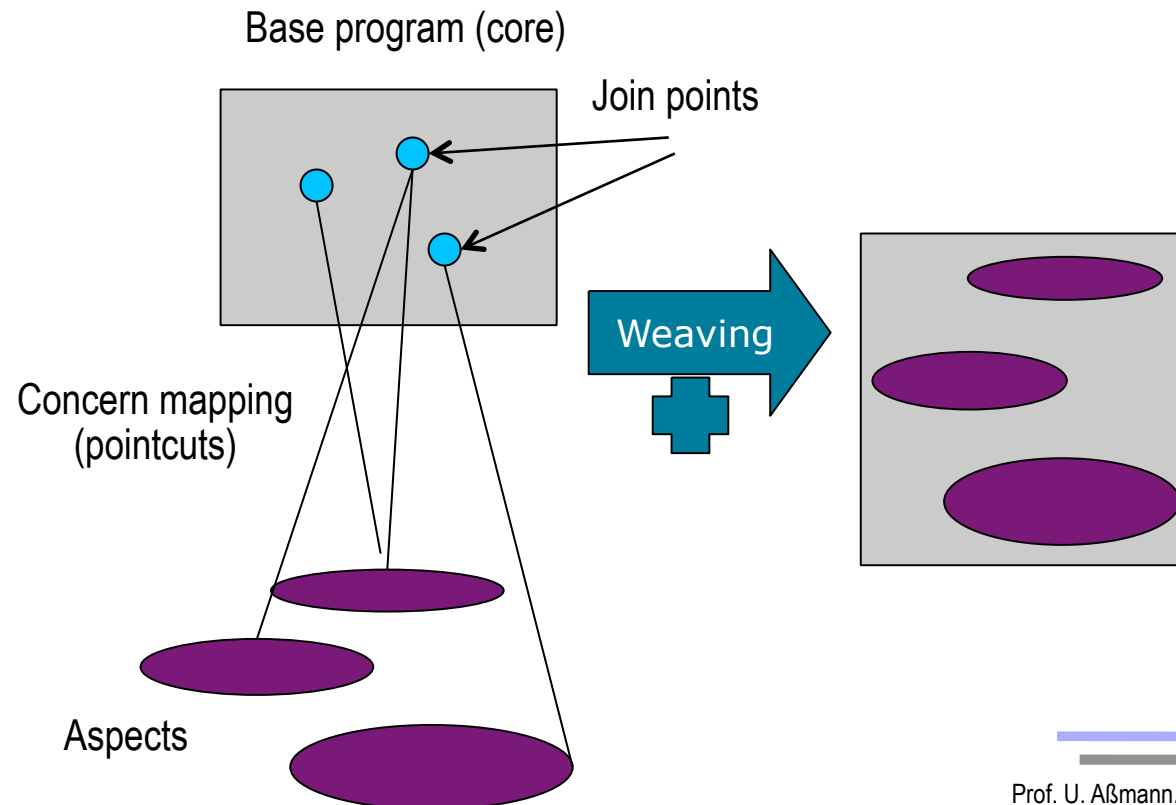
The AOP Idea

- ▶ *Crosscutting* is inherent in complex systems
 - The “tyranny of the dominant decomposition”
 - Crosscutting concerns have a clear purpose What
 - have some regular interaction points Where
- ▶ AOP proposes to capture crosscutting concerns explicitly...
 - in a modular way
 - with programming language support
 - and with tool support
- ▶ AOP improves View-Based Programming
 - Beyond name merging (open definitions), *cross-cuts* (cross-cutting relationships) can be defined such that many definitions are extended by an extension
 - AOP also relies on open definitions. A core program is open in any of its join points. Join points specify the “points of extension”



The AOP Idea (2)

- ▶ **Aspects** are separate, independent hyperslices, in which a **crosscutting concern mapping** relates fragment groups (advices) to concerns
- ▶ **Weaving** describes the composition, extending a core program at join points
 - ▶ At software development time, aspects and classes are kept as two, separate dimensions.
 - ▶ At run-time, both dimension need to be combined in some way for obtaining the final product.
 - ▶ Weaving is **non-symmetric composition** (hyperslice composition is symmetric)



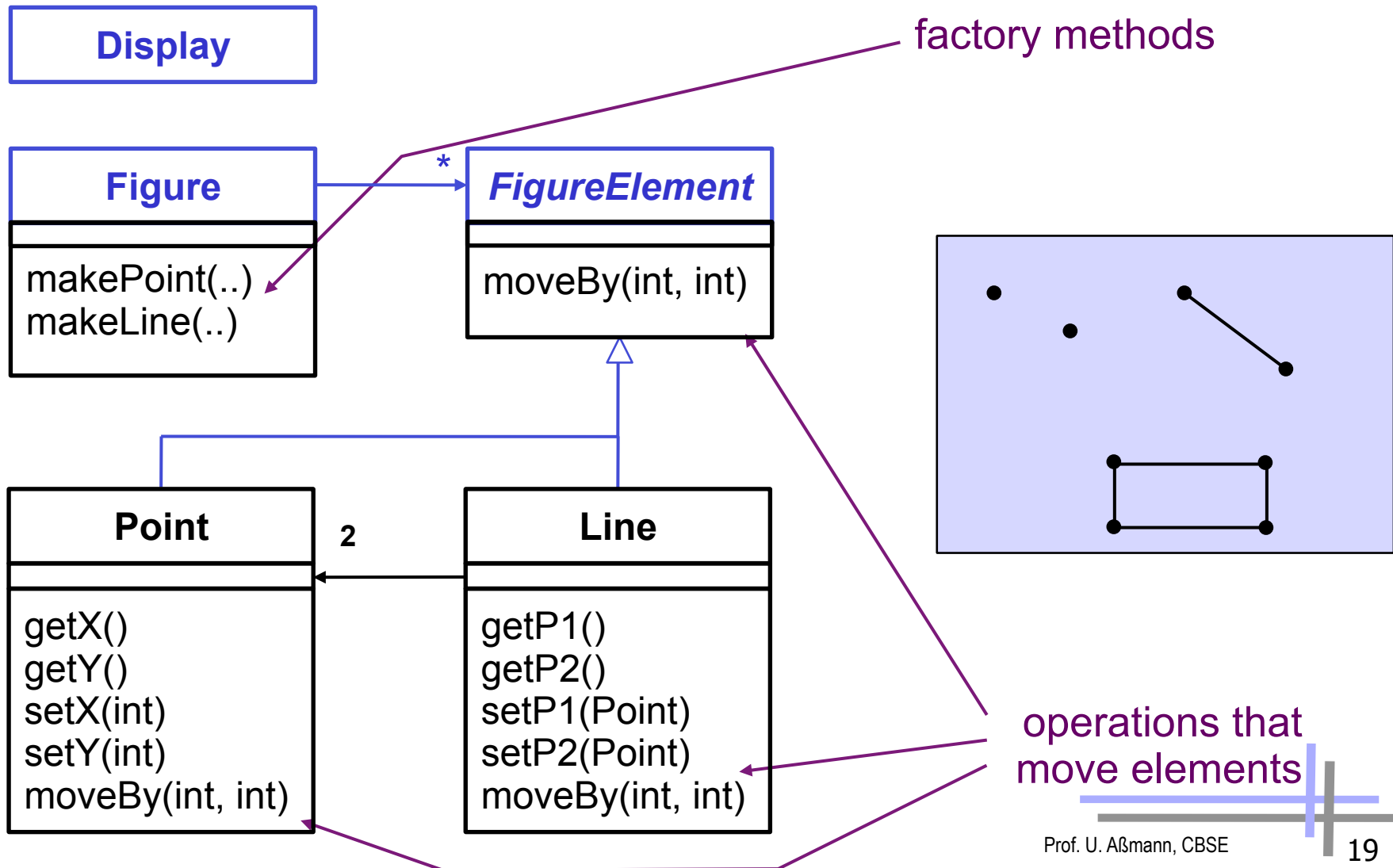


AspectJ: a Weaver for Java

- ▶ First production-quality AOP-technology
- ▶ Allows specifying hyperslices for crosscutting concerns as separate entities: Aspects
 - **Static join points** are code positions, hooks, open for extension
 - **Dynamic join point:** some point in the execution of an application, open for extension
 - **Pointcut:** a set of logically related join points
 - **Advice:** a some behavior that should become active whenever a dynamic join point is encountered
 - **Weaving:** a technology for bringing aspects and base code together

```
// aspects are hyperslices plus integrated concern mapping
aspect <concern> {
    // introductions: fragments added to classes of the core
    // advices: fragments for extensions
    // pointcuts: concern mapping from advices to
    //     joinpoints of the core
}
```

Example: A Simple Figure Editor

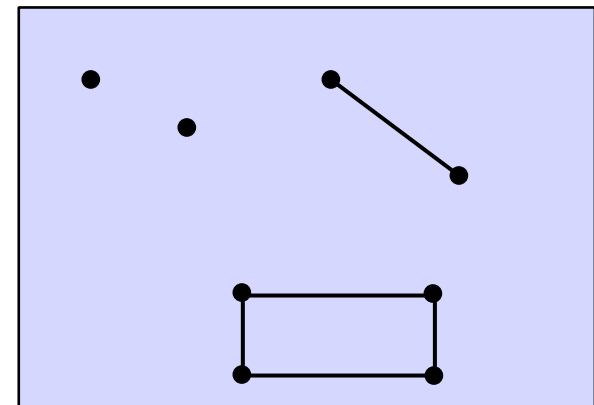




Example: A Simple Figure Editor

```
class Line implements FigureElement{
    private Point p1, p2;
    Point getP1() { return p1; }
    Point getP2() { return p2; }
    void setP1(Point p1) { this.p1 = p1; }
    void setP2(Point p2) { this.p2 = p2; }
    void moveBy(int dx, int dy) { ... }
}

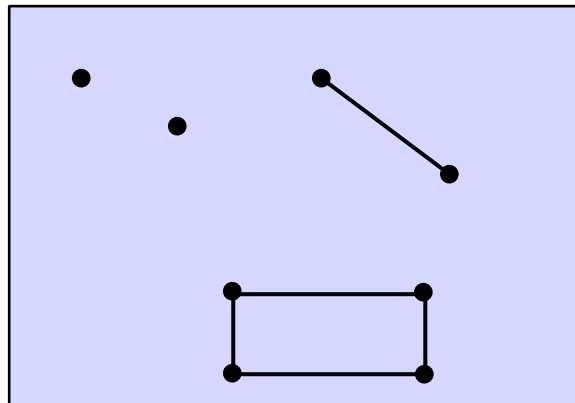
class Point implements FigureElement {
    private int x = 0, y = 0;
    int getX() { return x; }
    int getY() { return y; }
    void setX(int x) { this.x = x; }
    void setY(int y) { this.y = y; }
    void moveBy(int dx, int dy) { ... }
}
```





Display Updating

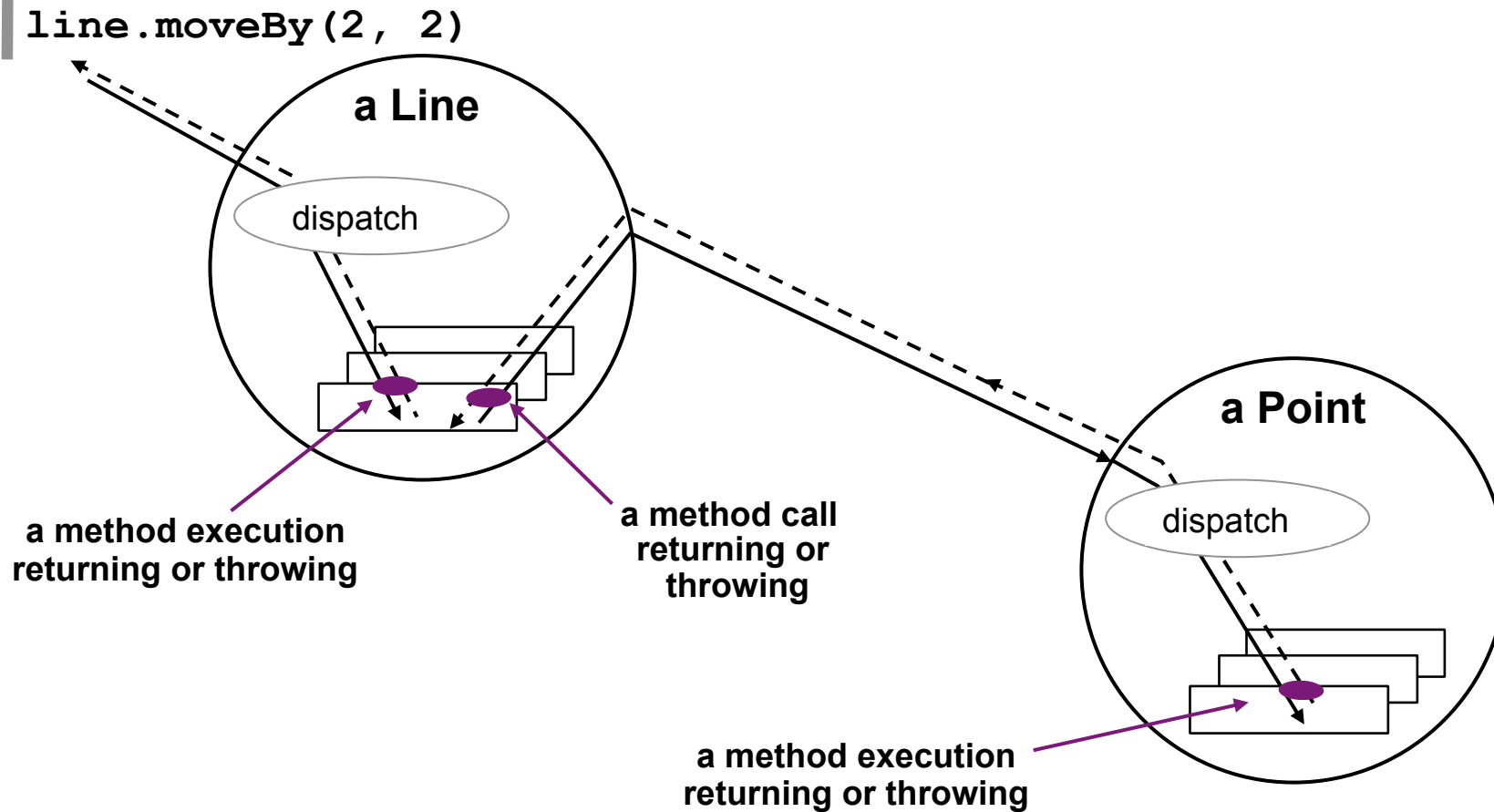
- ▶ Collection of figure elements
 - that move periodically
 - must refresh the display as needed



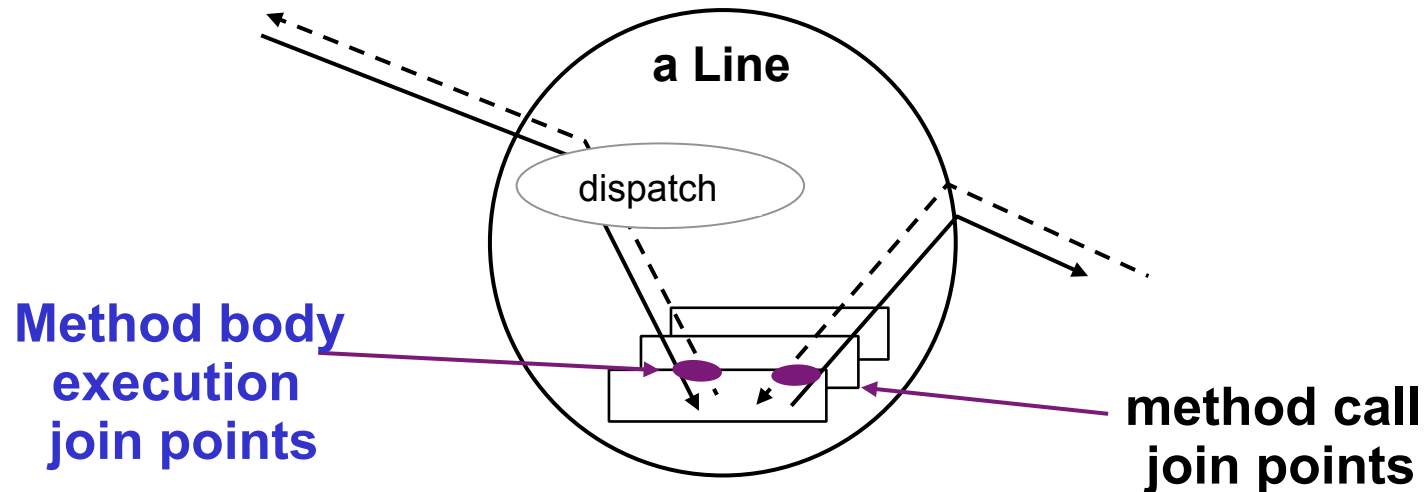
*we will initially assume
just a single display*

Aspect/J Dynamic Join Points (Dynamic Hooks)

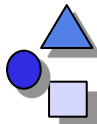
- ▶ A *dynamic join point* is a key point in dynamic call graph



Dynamic Join Point Terminology

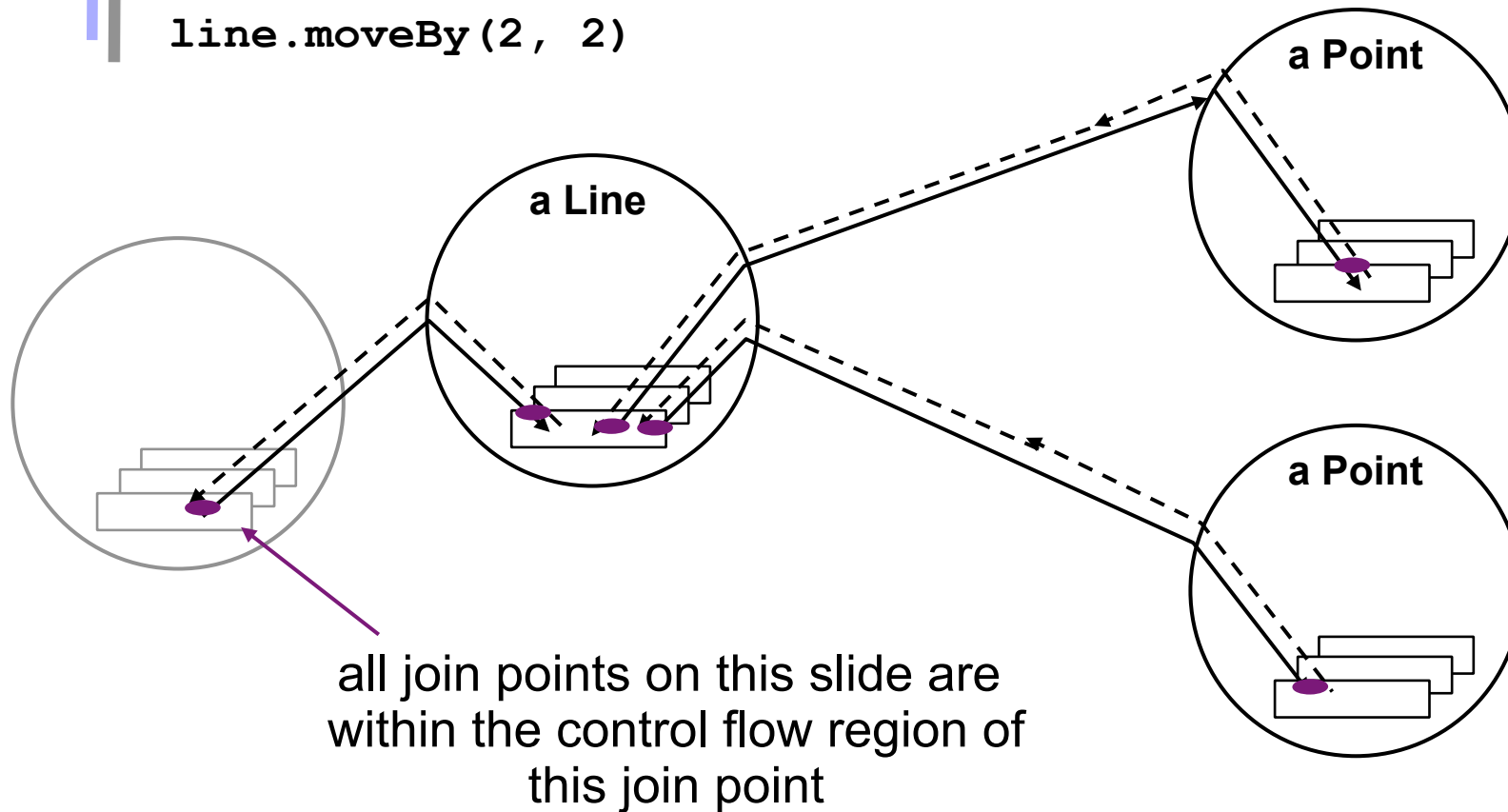


- ▶ several kinds of join points
 - method & constructor call
 - method & constructor execution
 - field get & set
 - exception handler execution
 - static & dynamic initialization



Join Point Terminology

```
line.moveBy(2, 2)
```





Primitive Pointcuts

- ▶ A **pointcut** is an addressing expression on join points that:
 - can match or not match any given join point and
 - optionally, can pull out some of the values at that join point
 - “a means of identifying join points”

- ▶ Example: `call(void Line.setP1(Point))`

matches if the join point is a method call with this signature



Pointcut Composition

- ▶ Pointcuts compose like predicates, using `&&`, `||` and `!`

a “void Line.setP1(Point)” call

```
call(void Line.setP1(Point)) ||  
call(void Line.setP2(Point));
```

or

a “void Line.setP2(Point)” call

whenever a Line receives a
“void setP1(Point)” or “void setP2(Point)” method call



User-Defined Pointcuts

- ▶ User-defined (named) pointcuts
 - defined using the pointcut construct
 - can be used in the same way as primitive pointcuts

name parameters

pointcut move() :

```
call(void Line.setP1(Point)) ||
call(void Line.setP2(Point));
```

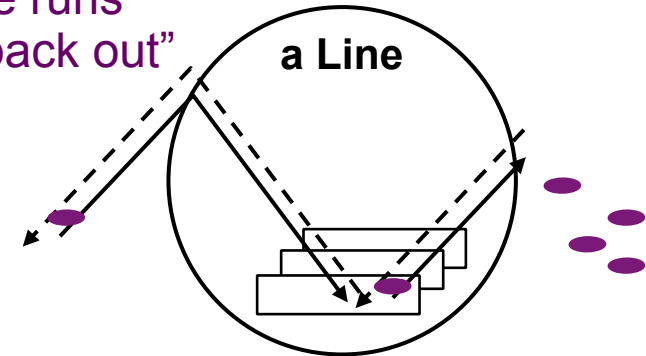
*more on parameters
and how pointcut can
expose values at join
points in a few slides*



After Advice

- ▶ An *after advice* is the action to take after computation under join points

after advice runs
“on the way back out”



```
pointcut move() :
```

```
  call(void Line.setP1(Point)) ||
```

```
  call(void Line.setP2(Point));
```

```
after() returning: move() {
```

```
  <code here runs after each move>
```

```
}
```



A Simple Aspect

an aspect defines a special class that can crosscut other classes

```
aspect DisplayUpdating {  
  
    pointcut move() :  
        call(void Line.setP1(Point)) ||  
        call(void Line.setP2(Point));  
  
    after() returning: move() {  
        Display.update();  
    }  
}
```



Without AspectJ

```
class Line {
    private Point p1, p2;

    Point getP1() { return p1; }
    Point getP2() { return p2; }

    void setP1(Point p1) {
        this.p1 = p1;
        Display.update();
    }
    void setP2(Point p2) {
        this.p2 = p2;
        Display.update();
    }
}
```

- ▶ what you would expect
 - update calls are tangled through the code
 - “what is going on” is less explicit



Pointcuts

- ▶ can cut across multiple classes

```
pointcut move() :  
    call(void Line.setP1(Point)) ||  
    call(void Line.setP2(Point)) ||  
    call(void Point.setX(int))    ||  
    call(void Point.setY(int));
```

- ▶ Can use interface signatures

```
pointcut move() :  
    call(void FigureElement.moveBy(int, int)) ||  
    call(void Line.setP1(Point))              ||  
    call(void Line.setP2(Point))              ||  
    call(void Point.setX(int))                ||  
    call(void Point.setY(int));
```



A multi-class aspect

```
aspect DisplayUpdating {  
  
    pointcut move() :  
        call(void FigureElement.moveBy(int, int)) ||  
        call(void Line.setP1(Point)) ||  
        call(void Line.setP2(Point)) ||  
        call(void Point.setX(int)) ||  
        call(void Point.setY(int));  
  
    after() returning: move() {  
        Display.update();  
    }  
}
```




Using values at join points

- ▶ A pointcut can explicitly expose certain values
- ▶ An advice can use the exposed value

```
pointcut move (FigureElement figElt):  
    target (figElt) &&  
    (call (void FigureElement.moveBy (int, int)) ||  
     call (void Line.setP1 (Point)) ||  
     call (void Line.setP2 (Point)) ||  
     call (void Point.setX (int)) ||  
     call (void Point.setY (int)));
```

```
after (FigureElement fe) returning: move (fe) {  
    <fe is bound to the figure element>  
}
```

parameter
mechanism
being used



Parameters of user-defined pointcut designator

- ▶ Variable is bound by user-defined pointcut declaration
 - Pointcut supplies value for variable
 - Value is available to all users of user-defined pointcut

```
pointcut move (Line l) :  
    target(l) &&  
    (call(void Line.setP1(Point)) ||  
     call(void Line.setP2(Point)));
```

pointcut parameters

typed variable in place of type name

```
after(Line line): move(line) {  
    <line is bound to the line>  
}
```



Parameters of advice

- ▶ Variable is bound by advice declaration
 - Pointcut supplies value for variable
 - Value is available in advice body

```
pointcut move(Line l):  
    target(l) &&  
    (call(void Line.setP1(Point)) ||  
     call(void Line.setP2(Point)));
```

advice parameters

typed variable in place
of type name

```
after(Line line): move(line) {  
    <line is bound to the line>  
}
```



Explaining parameters...

- ▶ Value is 'pulled'
 - right to left across ':' left side : right side
 - from pointcuts to user-defined pointcuts
 - from pointcuts to advice, and then advice body

```
pointcut move(Line l):  
    target(l) &&  
    (call(void Line.setP1(Point)) ||  
     call(void Line.setP2(Point)));
```

```
after(Line line): move(line) {  
    <line is bound to the line>  
}
```



Join Point Qualifier “Target”

A **join point qualifier** does two things:

- exposes information from the context of the join point (e.g, target object of a message)
- tests a predicate on join points (e.g., a dynamic type test - any join point at which target object is an instance of type name)

```
target(<type name> | <formal reference>)
```

```
target(Point)
```

```
target(Line)
```

```
target(FigureElement)
```

“any join point” means it matches join points of all kinds

method & constructor call join points

method & constructor execution join points

field get & set join points

exception handler execution join points

static & dynamic initialization join points



Getting target object in a polymorphic pointcut

```
target (<supertype name>) &&
```

- ▶ does not further restrict the join points
- ▶ does pick up the target object

```
pointcut move(FigureElement figElt):
```

```
    target(figElt) &&  
    (call(void Line.setP1(Point)) ||  
     call(void Line.setP2(Point)) ||  
     call(void Point.setX(int)) ||  
     call(void Point.setY(int)));
```

```
after(FigureElement fe): move(fe) {  
    <fe is bound to the figure element>  
}
```



Context & multiple classes

```
aspect DisplayUpdating {  
  
    pointcut move(FigureElement figElt):  
        target(figElt) &&  
        (call(void FigureElement.moveBy(int, int)) ||  
         call(void Line.setP1(Point)) ||  
         call(void Line.setP2(Point)) ||  
         call(void Point.setX(int)) ||  
         call(void Point.setY(int)));  
  
    after(FigureElement fe): move(fe) {  
        Display.update(fe);  
    }  
}
```



Without AspectJ

```
class Line {
    private Point p1, p2;

    Point getP1() { return p1; }
    Point getP2() { return p2; }

    void setP1(Point p1) {
        this.p1 = p1;
        Display.update(this);
    }
    void setP2(Point p2) {
        this.p2 = p2;
        Display.update(this);
    }
}

class Point {
    private int x = 0, y = 0;

    int getX() { return x; }
    int getY() { return y; }

    void setX(int x) {
        this.x = x;
        Display.update(this);
    }
    void setY(int y) {
        this.y = y;
        Display.update(this);
    }
}
```

- ▶ no locus of “display updating”
 - evolution is cumbersome
 - changes in all classes
 - have to track & change all callers



With AspectJ

DisplayUpdating v3

```
class Line {
    private Point p1, p2;

    Point getP1() { return p1; }
    Point getP2() { return p2; }

    void setP1(Point p1) {
        this.p1 = p1;
    }
    void setP2(Point p2) {
        this.p2 = p2;
    }
}

class Point {
    private int x = 0, y = 0;

    int getX() { return x; }
    int getY() { return y; }

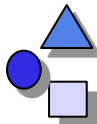
    void setX(int x) {
        this.x = x;
    }
    void setY(int y) {
        this.y = y;
    }
}
```

```
aspect DisplayUpdating {

    pointcut move(FigureElement figElt):
        target(figElt) &&
        (call(void FigureElement.moveBy(int, int) ||
         call(void Line.setP1(Point))           ||
         call(void Line.setP2(Point))           ||
         call(void Point.setX(int))             ||
         call(void Point.setY(int)));

    after(FigureElement fe) returning: move(fe) {
        Display.update(fe);
    }
}
```

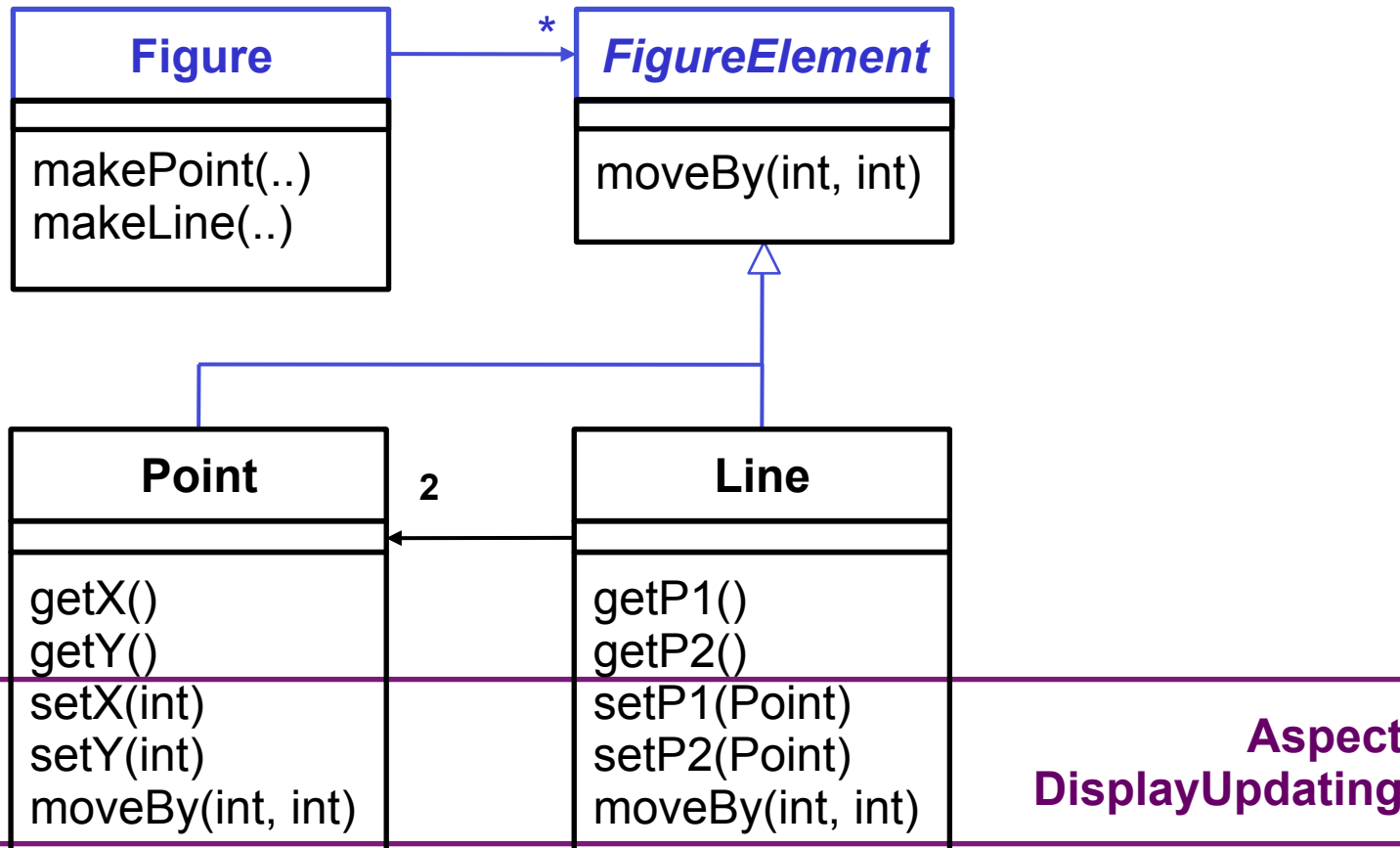
- ▶ clear display updating module
 - all changes in single aspect
 - evolution is modular




Aspects Crosscut Classes

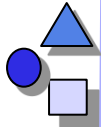
Display

aspect modularity cuts across
class modularity



24.3 Composition Operators and Point-Cuts





Types of Advice Composition Operators

- ▶ before before proceeding at join point
- ▶ after returning a value to join point
- ▶ after throwing a throwable to join point
- ▶ after returning to join point either way
- ▶ around on arrival at join point gets explicit control over when and if program proceeds



Example: Contract checking with Aspects

- ▶ Simple application of before/after/around composition operators
- ▶ pre-conditions (assumptions)
 - check whether parameter is valid
- ▶ post-conditions (guarantees)
 - check whether values were set
- ▶ Invariants
 - ▶ Check conditions that should be true everywhere
- ▶ condition enforcement
 - force parameters to be valid and consistent



Pre-Condition (Assumption)

using before advice

```
aspect PointBoundsPreCondition {
```

```
    before(int newX) :
```

```
        call(void Point.setX(int)) && args(newX) {
            assert(newX >= MIN_X);
            assert(newX <= MAX_X);
        }
```

```
    before(int newY) :
```

```
        call(void Point.setY(int)) && args(newY) {
            assert(newY >= MIN_Y);
            assert(newY <= MAX_Y);
        }
```

```
private void assert(boolean v) {
```

```
    if ( !v )
        throw new RuntimeException();
}
```

```
}
```

what follows the ':' is
always a pointcut –
primitive or user-defined



Post-condition

using after advice

```
aspect PointBoundsPostCondition {  
  
    after(Point p, int newX) returning:  
        call(void Point.setX(int)) && target(p) && args(newX) {  
        assert(p.getX() == newX);  
    }  
  
    after(Point p, int newY) returning:  
        call(void Point.setY(int)) && target(p) && args(newY) {  
        assert(p.getY() == newY);  
    }  
  
    private void assert(boolean v) {  
        if ( !v )  
            throw new RuntimeException();  
    }  
}
```



Condition enforcement

using around advice

```
aspect PointBoundsEnforcement {
    void around(int newX) :
        call(void Point.setX(int)) && args(newX) {
        proceed(// before the join point
            clip(newX, MIN_X, MAX_X)
        );
        // after the join point
        System.out.println("after");
    }
    void around(int newY) :
        call(void Point.setY(int)) && args(newY) {
        proceed(clip(newY, MIN_Y, MAX_Y));
    }
    private int clip(int val, int min, int max) {
        return Math.max(min, Math.min(max, val));
    }
}
```




Special Methods

- ▶ for each around advice with the signature
`<Tr> around(T1 arg1, T2 arg2, ...)`
- ▶ there is a special method with the signature
`<Tr> proceed(T1, T2, ...)`
- ▶ available only in around advice, meaning *“run what would have run if this around advice had not been defined”*

Property-based crosscutting (“Listener Aspects”)

```
package
com.xerox.print;
public class C1 {
    ...
    public void foo()
        A.doSomething(...)
    ...
}
```

```
package
com.xerox.scan;
public class C2 {
    ...
    public int frotz() {
        A.doSomething(...)
    }
    public int bar() {
        A.doSomething(...)
    }
    ...
}
```

```
package
com.xerox.copy;
public class C3 {
    ...
    public String s1() {
        A.doSomething(...);
    }
    ...
}
```

- ▶ crosscuts of methods with a common property
 - public/private, return a certain value, in a particular package
- ▶ logging, debugging, profiling
 - log on entry to every public method



Property-based crosscutting

```
aspect PublicErrorLogging {
```

```
    Log log = new Log();
```

neatly captures public interface of mypackage

```
    pointcut publicInterface():  
        call(public * com.xerox..*.*(..));
```

```
    after() throwing (Error e): publicInterface() {  
        log.write(e);  
    }  
}
```

- ▶ consider code maintenance
- ▶ another programmer adds a public method
 - i.e. extends public interface – this code will still work
- ▶ another programmer reads this code
 - “what’s really going on” is explicit



Wildcarding in pointcuts

“*” is wild card
“..” is multi-part wild card

`target(Point)`

`target(graphics.geom.Point)`

`target(graphics.geom.*)`

any type in graphics.geom

`target(graphics..*)`

any type in any sub-package
of graphics

`call(void Point.setX(int))`

`call(public * Point.*(..))` any public method on Point

`call(public * *(..))`

any public method on any type

`call(void Point.getX())`

`call(void Point.getY())`

`call(void Point.get*())`

`call(void get*())`

any getter

`call(Point.new(int, int))`

`call(new(..))`

any constructor



Other Primitive Pointcuts

this(<type name>)

any join point at which currently executing object is an instance of type name

within(<type name>)

any join point at which currently executing code is contained within type name

withincode(<method/constructor signature>)

any join point at which currently executing code is specified method or constructor

get(int Point.x)

set(int Point.x)

field reference or assignment join points



Other Primitive Pointcuts

`execution(void Point.setX(int))`

method/constructor execution join points (actual running method)

`initialization(Point)`

object initialization join points

`staticinitialization(Point)`

class initialization join points (as the class is loaded)

`cflow(pointcut designator)`

all join points within the dynamic control flow of any join point in pointcut designator

`cflowbelow(pointcut designator)`

all join points within the dynamic control flow below any join point in pointcut designator, excluding thisJoinPoint



Example: Only top-level moves

DisplayUpdating v4

```
aspect DisplayUpdating {  
  
    pointcut move(FigureElement fe):  
        target(fe) &&  
        (call(void FigureElement.moveBy(int, int)) ||  
         call(void Line.setP1(Point)) ||  
         call(void Line.setP2(Point)) ||  
         call(void Point.setX(int)) ||  
         call(void Point.setY(int)));  
  
    pointcut topLevelMove(FigureElement fe):  
        move(fe) && !cflowbelow(move(FigureElement));  
  
    after(FigureElement fe) returning: topLevelMove(fe) {  
        Display.update(fe);  
    }  
}
```



Aspect/J Introductions

- An aspect can introduce new attributes and methods to existing classes

```
aspect PointObserving {
    private Vector Point.observers = new Vector();
    public static void addObserver(Point p, Screen s){
        p.observers.add(s); }

    public static void removeObserver(Point p, Screen s){
        p.observers.remove(s); }

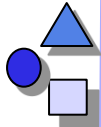
    pointcut changes(Point p): target(p) && call(void Point.set*(int));

    after(Point p): changes(p) {
        Iterator iter = p.observers.iterator();
        while ( iter.hasNext() ) {
            updateObserver(p, (Screen)iter.next()); }
    }
    static void updateObserver(Point p, Screen s) {
        s.display(p); }
}
```




Aspect Weaving

- ▶ AspectJ uses compile-time bytecode weaving,
 - but also inserts code that matches dynamic join points (dynamic weaving)
 - supports weaving aspects to existing *.class files (based on BCEL)



Other approaches (1)

- ▶ <http://www.aosd.net/>
- ▶ Aspect/J was taken over by IBM as part of the Eclipse project:
<http://www.eclipse.org/aspectj>

AspectC++ is an aspect-oriented extension to the C++ programming language.

AspectJ is a seamless aspect-oriented extension to Java that enables the modular implementation of a wide range of crosscutting concerns.

AspectWerkz is a dynamic, lightweight and high-performant AOP/AOSD framework for Java.

JAC is a Java framework for aspect-oriented distributed programming.

JBoss-AOP is the Java AOP architecture used for the JBOSS application server.

Nanning is an Aspect Oriented Framework for Java based on dynamic proxies and aspects implemented as ordinary Java-classes.



Other approaches (2)

AspectR is aspect-oriented programming for Ruby that allows you to wrap code around existing methods in your classes.

AspectS is an early prototype that enables aspect-oriented programming in the Squeak/Smalltalk environment.

CaesarJ is an aspect-oriented programming language that focusses on multi-view decomposition and aspect reusability.

DemeterJ and DJ facilitate the structure-shy encapsulation of traversal-related behavioral concerns.

Hyper/J supports "multi-dimensional" separation and integration of concerns in standard Java software.

JAsCo is an aspect-oriented programming language tailored for component based software development.

JMangler is a framework for load-time transformation of Java programs, which supports conflict-free composition of independently developed aspects (implemented as JMangler transformer components) and their joint application to existing base classes.

MixJuice is an extension to Java, based on the difference-based module mechanism.

Mozart Programming System is an advanced development platform for intelligent, distributed applications.

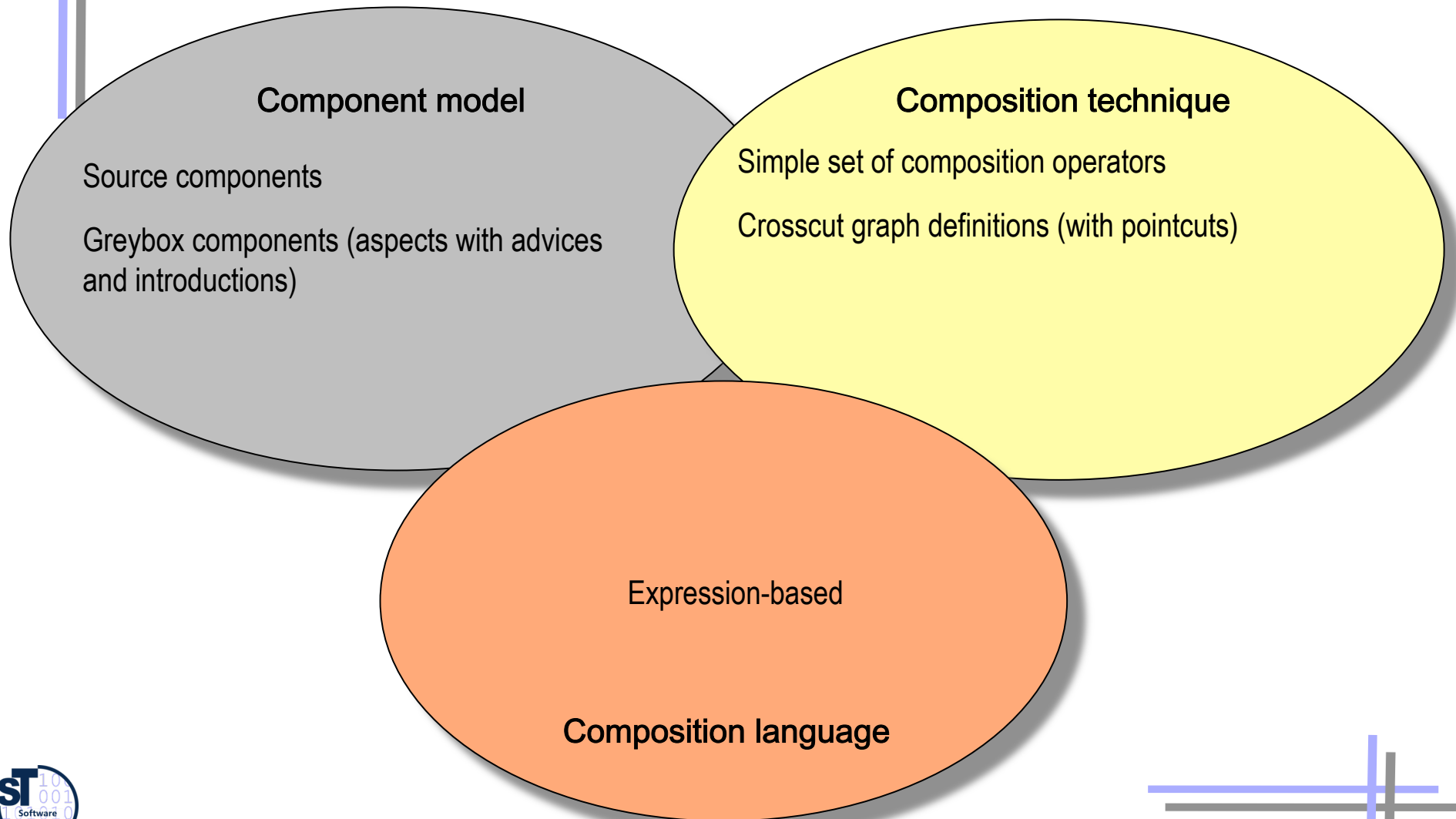
...



Towards AOSD

- ▶ Aspects are important in the whole lifecycle
 - requirements (*early aspects*)
 - analysis
 - design (*model aspects*)
 - implementation (*code aspects*)
 - test
- ▶ Aspect-aware technology
- ▶ Aspect-aware tools

24.4 Evaluation: Aspects as Composition System





The End

- ▶ Slides stem from Wim Vanderperren, Vrije Universitet Brussel, and the Aspect/J team