

Academic Skills in Computer Science (ASiCS)

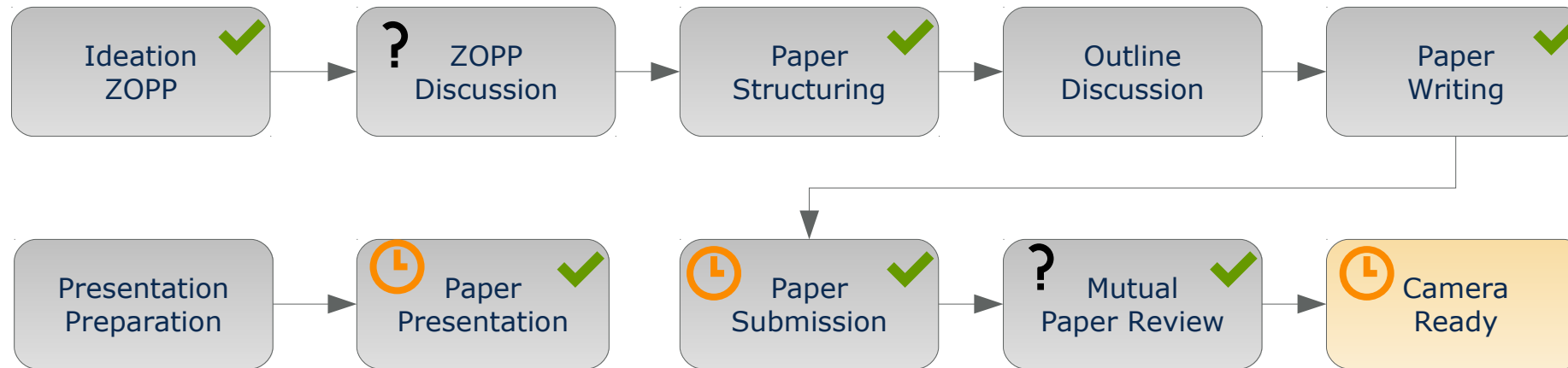
Camera Ready Submission

Exercise

Thursday, 6. DS, APB/E001

Thomas Kühn (thomas.kuehn3@tu-dresden.de)





- *Final Step*

- Camera ready submission¹

20.07.2018

- Preparing the camera ready submission

- Eradicate grammar and spelling mistakes
- Check title, figures, and citations
- Fix bibliography

1) easychair.org

- Create your Camera Ready version with LaTeX¹
 - Correct use the acmart template


```
\documentclass[sigconf,review]{acmart}
```
 - Add the copyright information


```
\setcopyright{rightsretained}
\acmConference[ASiCS'18]{Academic Skills in
Computer Science}{July 20}{Dresden,
Germany}
\acmYear{2018}
```
 - Add the correct acknowledgements of your funder
 - Check the *ACM SIGPLAN Conference Format*
 - Incorporate hints from the ACM website²
 - Follow the author guidelines, again



- 1) www.latex-project.org
- 2) <http://www.sigplan.org/Resources/Author/>

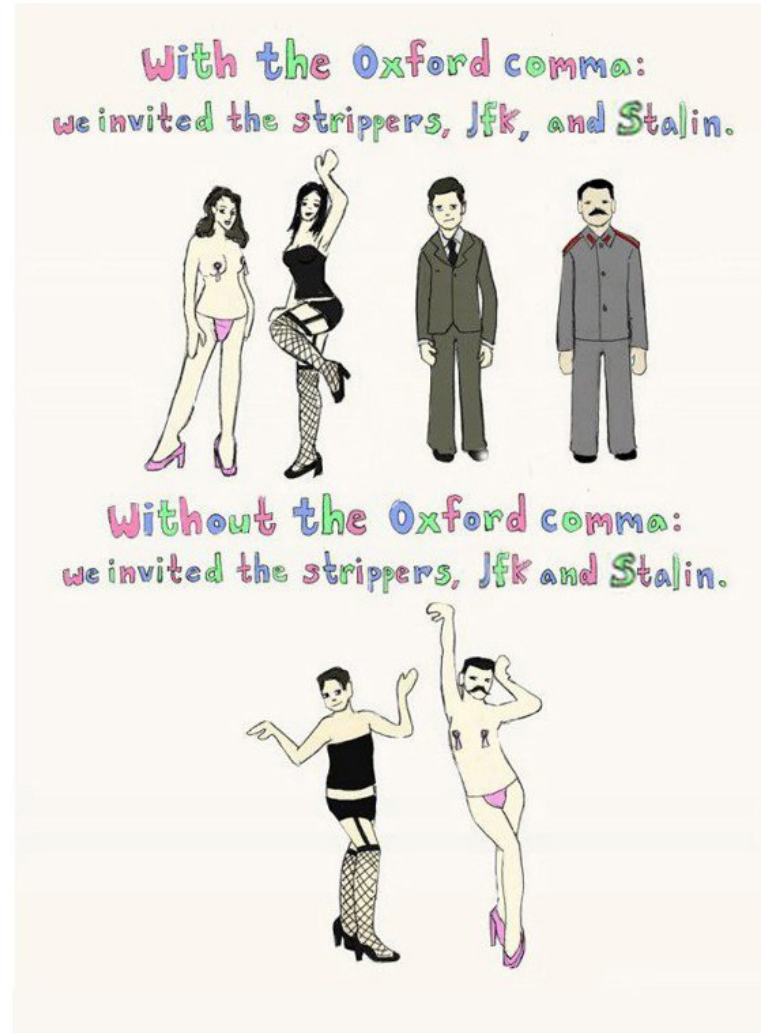
Comply to the Paper Geometry

- Fix **all** Overfull box errors³
 - Use a ruler or
 - `\usepackage{color=red, width=3pt, height=0.5\baselineskip}{overcolored}`
- Fix **some** Underfull box errors
- Check the boundaries of all images
- Set the correct geometry⁴
 - A4 → `a4paper`
 - US Letter → `letterpaper`
 - US Legal → `legalpaper`
 - ...



3) <https://github.com/raphink/overcolored>

4) <https://ctan.org/pkg/geometry>



- Check for spelling and grammar mistakes
 - Use a spell checker,⁵
 - Revise your own text, and
 - Employ a proofreader
- Check punctuation
 - Comma before accessory sentence with *because, which, ...*
 - No comma before *that*
 - Comma after *therefore, nonetheless, in conclusion, ...*
 - Use the oxford comma⁶

5) <https://www.youtube.com/watch?v=8Gv0H-vPoDc>

6) <http://richardgilbert.me/we-like-the-oxford-comma-ii>

Chicago Manual of Style (CMS) title capitalization rules^{7,8}

1. Capitalize first and last words in titles and subtitles (but cf 7), and capitalize all other major words (*nouns, pronouns, verbs, adjectives, adverbs, and some conjunctions—but see rule 4*).
2. Lowercase the articles *the, a, and an*.
3. Lowercase prepositions, regardless of length, except when used adverbially or adjectivally (*up in Look Up, down in Turn Down, on in The On Button, to in Come To, etc.*) or when they compose part of a Latin expression used adjectivally or adverbially (*De Facto, In Vitro, etc.*).
4. Lowercase common coordinating conjunctions *and, but, for, or, and nor*.
5. Lowercase not only as a preposition (rule 3), but also as part of an infinitive (*to Run, to Hide, etc.*), and lowercase as in any grammatical function.
6. Lowercase the part of a proper name that would be lowercased in text, such as *de* or *von*.
7. Lowercase the second part of a species name, such as *fulvescens* in *Acipenser fulvescens*, even if it is the last word in a title or subtitle.

7) <http://www.chicagomanualofstyle.org/book/ed17/part2/ch08/psec159.html>

8) <http://www.chicagomanualofstyle.org/book/ed17/part2/ch08/psec161.html>

Usual

alternative
comparable
complement
dependent
descendant
discrete
emit
ensure
ensure
excerpt

Other

alternate
comparative
compliment
dependant
descendent
discreet
omit
insure
assure
exert

Usual

foregoing
further
elusive
manyfold
omit
partly
principle
simple
solvable
stationary

Other

forgoing
farther
illusive
manifold
emit
partially
principal
simplistic
soluble
stationery

Right

adaptation

apparent

argument

comparison

consistent

definite

existence

foreign

grammar

heterogeneous

homogeneous

independent

insoluble

Wrong

adaption

apparant

arguement

comparision

consistant

definate

existance

foriegn

grammer

heterogenous

homogenous

independant

insolvable

Right

miniature

occasional

occurred

participate

primitive

propagate

pronunciation

pseudo

referred

repository

separate

supersede

transparent

Wrong

minature

occaisional

occured

particepate

primative

propogate

pronounciation

psuedo

refered

repositery

seperate

supercede

transparant

- Include a non-breaking space before each citation
`modeling languages~\cite{authorE}`
- Citations at end of a sentence
“conducted, as well. [5]” → “conducted [5], as well.”
“modeling languages. [27]” → “modeling languages [27].”
- Correctly list citations
“[1], [2], [3], [6]” should be “[1–2,6]”
`\cite{authorA,authorB,authorC,authorF}`

- Fix footnotes occurring before punctuations

“family of RMLs³.” → “family of RMLs.³”

“feature¹²,” → “feature,¹²”

“major drawback ¹²³” → “major drawback^{1,2,3}”

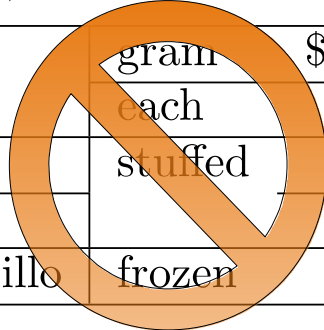
```
\usepackage[multiple]{footmisc}
```

- Footnotes with links utilize `\url{https://...}`

```
\usepackage{url}
```

- Footnotes in paper title and authors with `\titlenote` and `\authornote`

- (Almost) all figures, listings, and tables
 - Floating environment
 - Align top or all on page
- ACM guidelines for captions
 - For figures **below**
 - For tables **above**
 - For listings **above**
- Guidelines for tables
 - Use booktabs for tables
`\usepackage{booktabs}`
 - **Only** use horizontal lines, **never** vertical lines
`\toprule` `\midrule` `\bottomrule`
 - **Never** use double line



gnats	gram	\$13.65
	each	.01
gnu	stuffed	92.50
emu		33.33
armadillo	frozen	8.99

Item		
Animal	Description	Price (\$)
Gnat	per gram	13.65
	each	0.01
Gnu	stuffed	92.50
Emu	stuffed	33.33
Armadillo	frozen	8.99

Lorem ipsum dolor sit amet,
consectetur adipiscing elit.
Fusce nec pharetra justo.
Nam in augue quis dolor

bibendum gravida eget elit.

Lorem ipsum dolor sit amet,

consectetur adipiscing elit.
Fusce nec pharetra justo.
Nam in augue quis dolor
bibendum gravida eget elit.

Fusce vestibulum finibus nisi
id fermentum. Nullam cursus
urna enim, ac feugiat nunc
sollicitudin vel integer feugiat
tincidunt.

Widow

- Last sentence of paragraph on new page

Orphan

- First sentence of paragraph on previous page

Orphan (alternative)

- Last word of paragraph alone on last line

9) https://en.wikipedia.org/wiki/Widows_and_orphans

- Add missing information to bibliography
 - Every paper needs at least
 - Title, authors, year, publisher, **page numbers**
 - Conference or journal
 - Optional, but useful: Digital Object Identifier (DOI)
 - Optional, but waste of space: Uniform Resource Locator (URL)
(Only in case of *websites, white papers, thesis, and videos*)
- Balance the last page of references (in case of two-column styles)
`\usepackage{balance}`

- Prepare the PDF to be uploaded
- Create archive with the camera ready source code (usually *.zip)
 - Create a separate folder
 - Include all used *latex source* (*.tex)
 - Remove spacing trickery ($\ll[-0.5em]$)
 - Remove all comments
 - Include all used code *snippets, images, and external artifacts*
 - Include the (*.bbl) generated bibliography file
(*instead of the full bibliography (*.bib)*)
- *Commit* and *tag* the version of your camera ready sources

Submission

- Upload PDF document and archive
- Sometimes document is checked for spacing errors

ASiCS

Camera Ready Submission



Needs work'



"Piled Higher and Deeper" by Jorge Cham (www.phdcomics.com)
used with permission