



Tutorial

36. Story Driven Modeling – A Practical Guide to Model Driven Software Development

Courtesy to Prof. Albert Zündorf, University of
Kassel, Germany, Given in Dresden in 2005

<http://www.se.eecs.uni-kassel.de/typo3/index.php?albert>

Content

1. Overview
2. The running example: Ludo
3. Use case description
4. Object oriented analysis with story boards
5. Test derivation
6. Derivation of design and implementation
7. Validation

Fujaba Graph Rewriting Tool

- <http://www.fujaba.de/>
- http://www.fujaba.de/no_cache/publications.html

Overview

Story Driven Modeling:

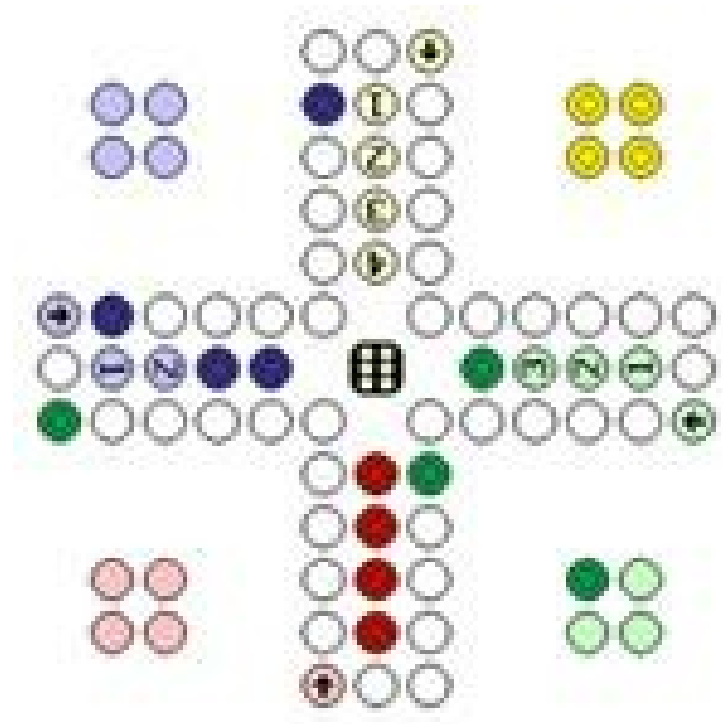
Steps:

- Textual use case description
- Story Boarding (OOA)
(Test specification)
- Class diagram derivation (OOD)
- Behavior derivation (Coding)
- Code generation
- Validation (Testing)

Features:

- Use Case Driven
- Model Driven
- Iterative
- Test Driven Development

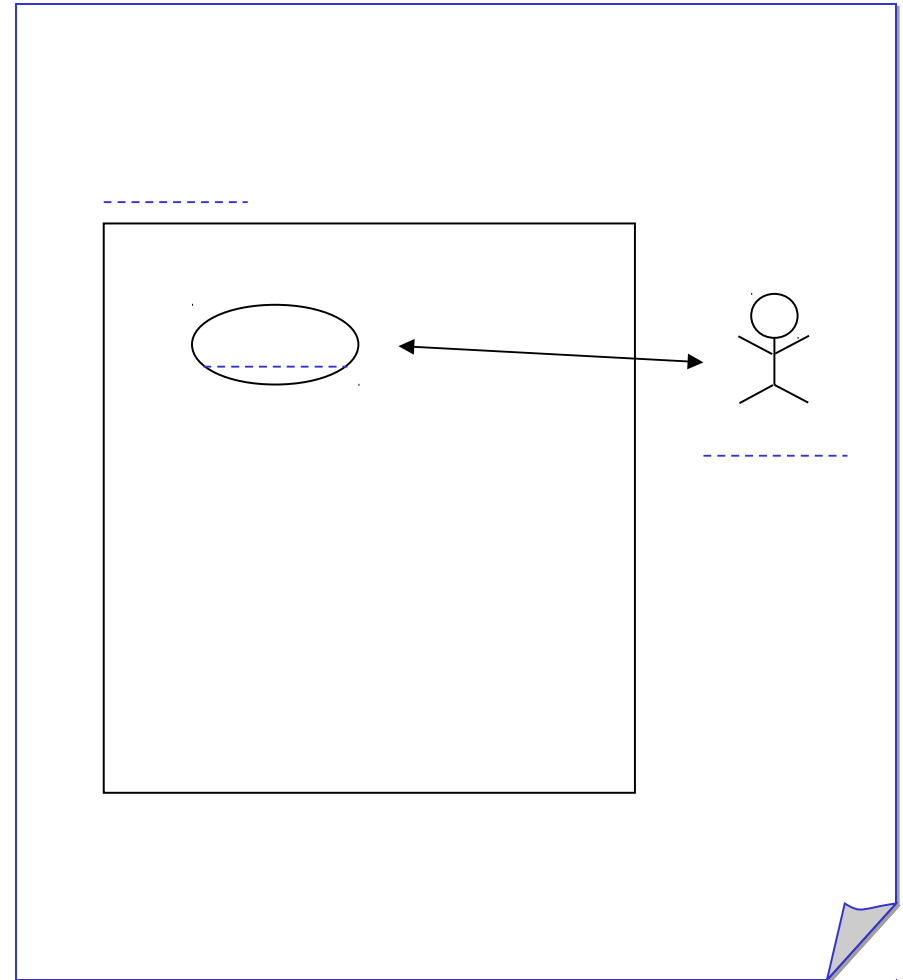
36.2. The running example: Ludo



36.3. Use case diagrams (Rpt.)

Requirements elicitation as usual:

- Use case diagrams for overview



Use case description (cont.)

Textual scenario descriptions:

- focus on scenarios
- several scenarios per use case
- focus on one example situation at a time
- use concrete names

Use case _____, _____ :

Start situation: _____

Invocation: _____

Step 1: _____

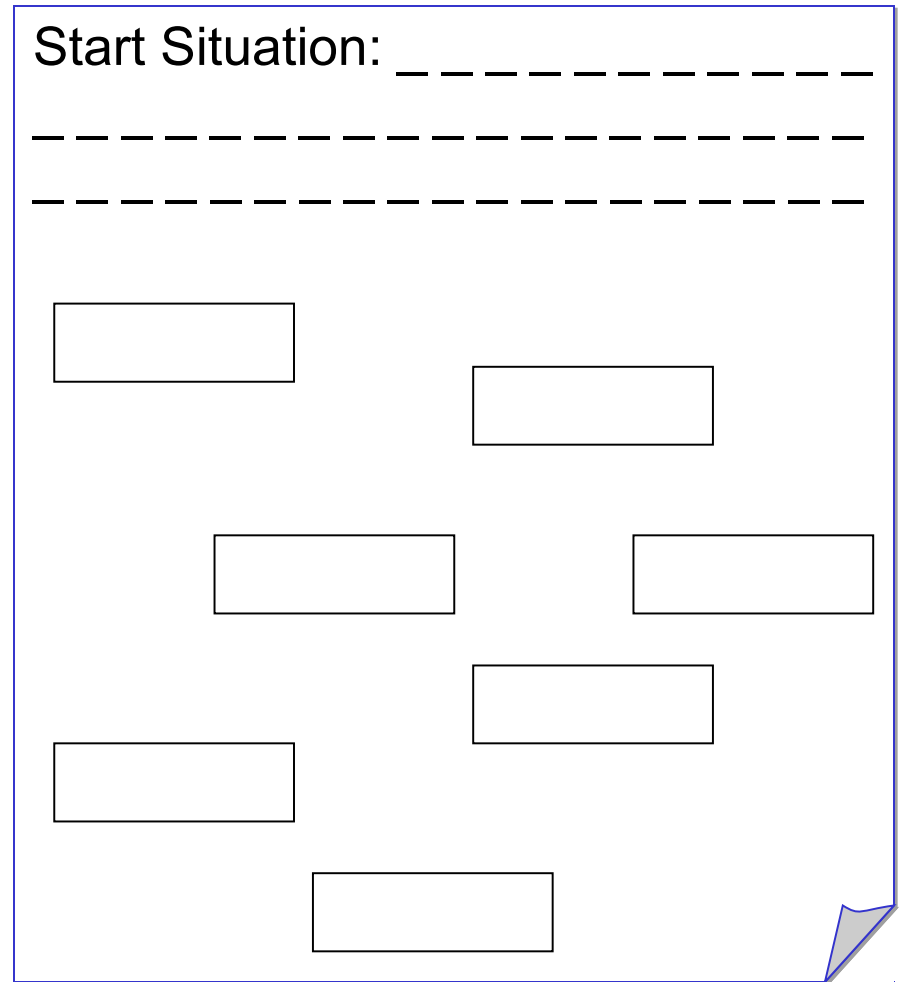
Step 2: _____

Result situation: _____

Story-Driven Modeling (SDM)

SDM approach:

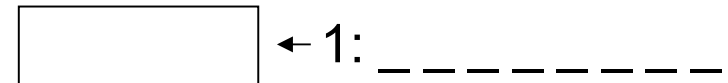
- analyse the text scenarios
- nouns become *objects*
- verbs become *method invocations* or *links*
- ...



36.4 Object oriented analysis with story boards

- use case execution is modeled by one method invocation
- drawn as collaboration message
- multiple scenarios for one use case call the same method (but in different situations)
- this method implements the use case
- use case \leftrightarrow method mapping enables traceability
- step descriptions may become implementation comments

Actor step 1: _____



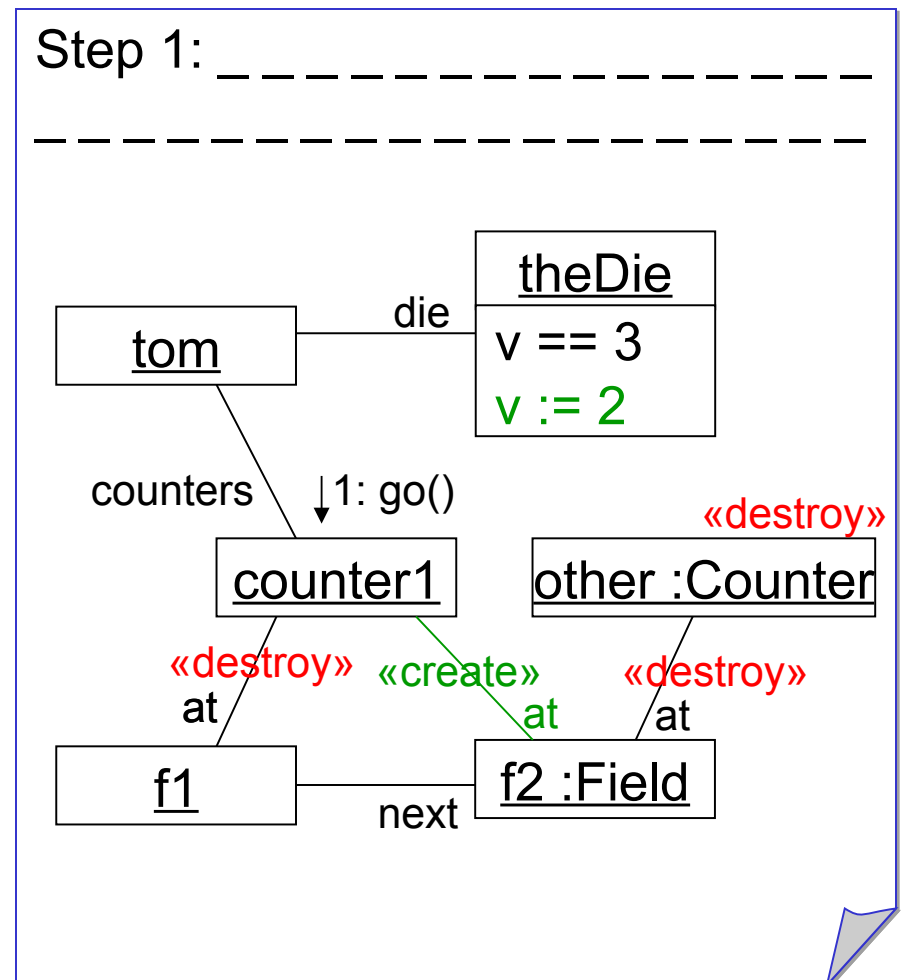
Object oriented analysis with story boards

use case \leftrightarrow method mapping

- uc1 <<uses>> uc2 \rightarrow method uc1() may call method uc2()
- uc1 <<includes>> uc2 \rightarrow uc1() always calls uc2()
- uc2 <<extends>> uc1 \rightarrow uc1() provides extension points / call backs.
uc2() may subscribe for such a call back

Object oriented analysis with story boards

- <<create>> and <<destroy>> markers
- := attribute assignments
- recurring objects without class name first time on stage with class name (change of perspective)
- collaboration messages
- alternatively sequence diagrams

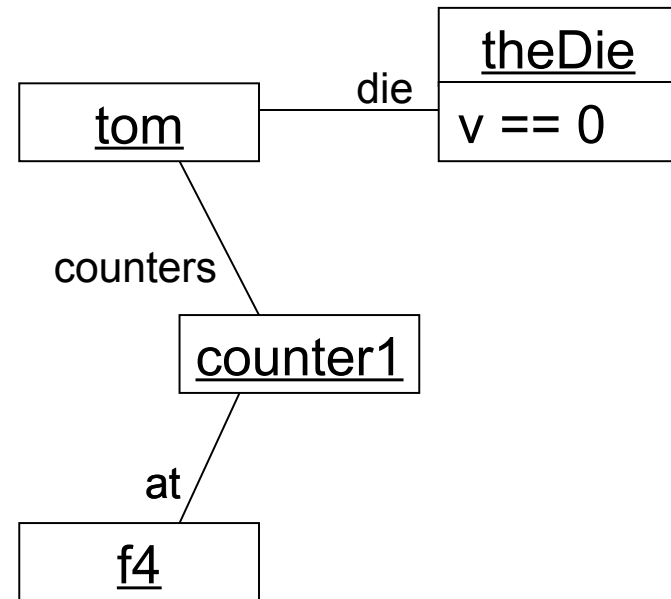


Object oriented analysis with story boards

Result situation:

- models resulting object structure
- used for testing

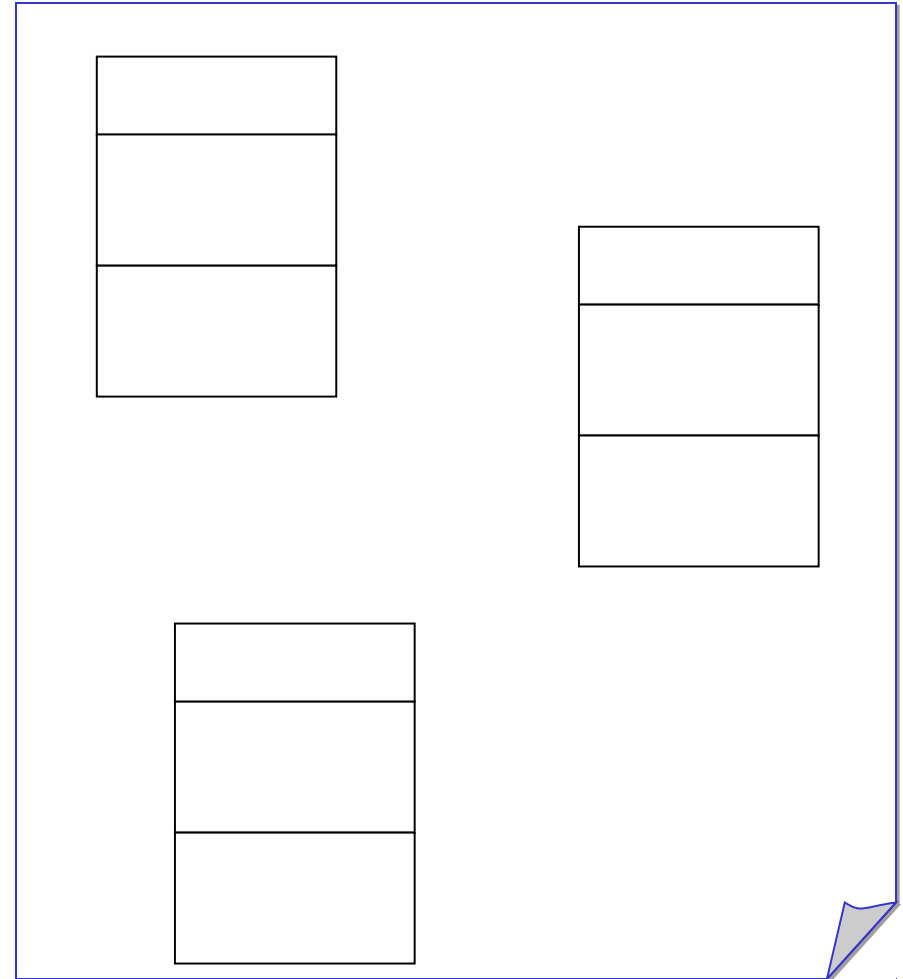
Result Situation: _____



Derivation of Class Diagrams

Collect the types from the story boards:

- Classes
- Associations
- Attribute declarations
- Method declarations



Derivation of Class Diagrams (cont.)

- Class diagram derivation is straight forward
- Semi-automatic tool support by Fujaba
- Intermediate story board step results in much better domain level class diagrams
- code generation for class diagrams
- *story boards are appropriate for the analysis and discussion of behavior*
- story boards also useful during refinement and coding
- story boards may serve as test specifications
- story boards may drive the implementation

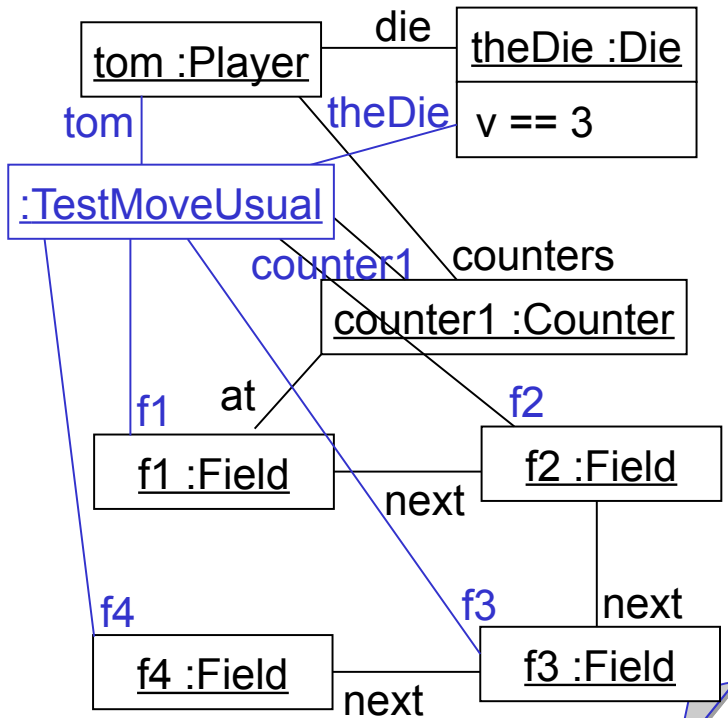
36.5. Test Derivation

- Scenarios → JUnit Tests
- start situation → setup code
- invocation → invocation
- result situation → code that checks object structure equivalence

Test Derivation (cont.)

- Scenarios → JUnit Tests, start situation → setup code and fixture

Start Situation: Tom rolled a 3 and selects counter 1 for moving



```
class TestMoveUsual implements TestCase {
    private Player tom;
    private Die theDie;
    private Counter counter1;
    ...
    void setUp () {
        tom = new Player ();
        theDie = new Die ();

        theDie.setV (3)

        tom.setDie (theDie);

        counter1 = new Counter ();
        tom.addToCounters (counter1);
        ...
    }
}
```


Test Derivation (cont.2)

- Scenarios → JUnit Tests, start situation → setup code

Invocation: counter 1 is moved

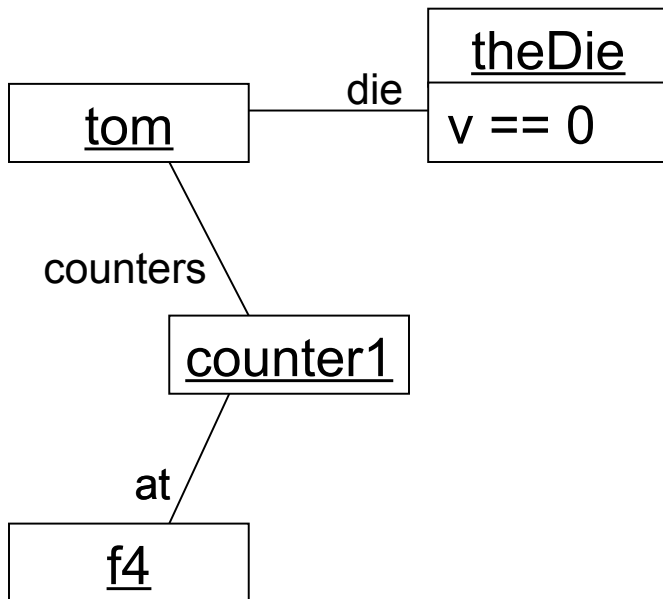
counter1 ← 1: move ()

```
class TestMoveUsual implements TestCase
{
    ...
    void testMoveUsual ()
    {
        this.counter1.move();
        ...
    }
}
```

Test Derivation (cont.3)

- Scenarios → JUnit Tests, start situation → setup code

Result Situation: the die is counted down to zero and counter 1 reached field 4



```
class TestMoveUsual implements TestCase
{ void testMoveUsual ()
{
    this.counter1.move();
    assertTrue (tom.getDie() == theDie);
    assertTrue (theDie.getV() == 0);
    assertTrue (counter1.getPlayer () == tom);
    assertTrue (counter.getAt () == f4);
}
```

Test Derivation (cont.4)

- more complex result situations work, too (see later)
- start situation, invocation, result situation → JUnit tests
- steps may be exploited, too, cf. [SCESM05]
- analysis scenarios \leftrightarrow tests
- test driven software development

Derivation of the Implementation

- Dobs + BeanShell + Coding

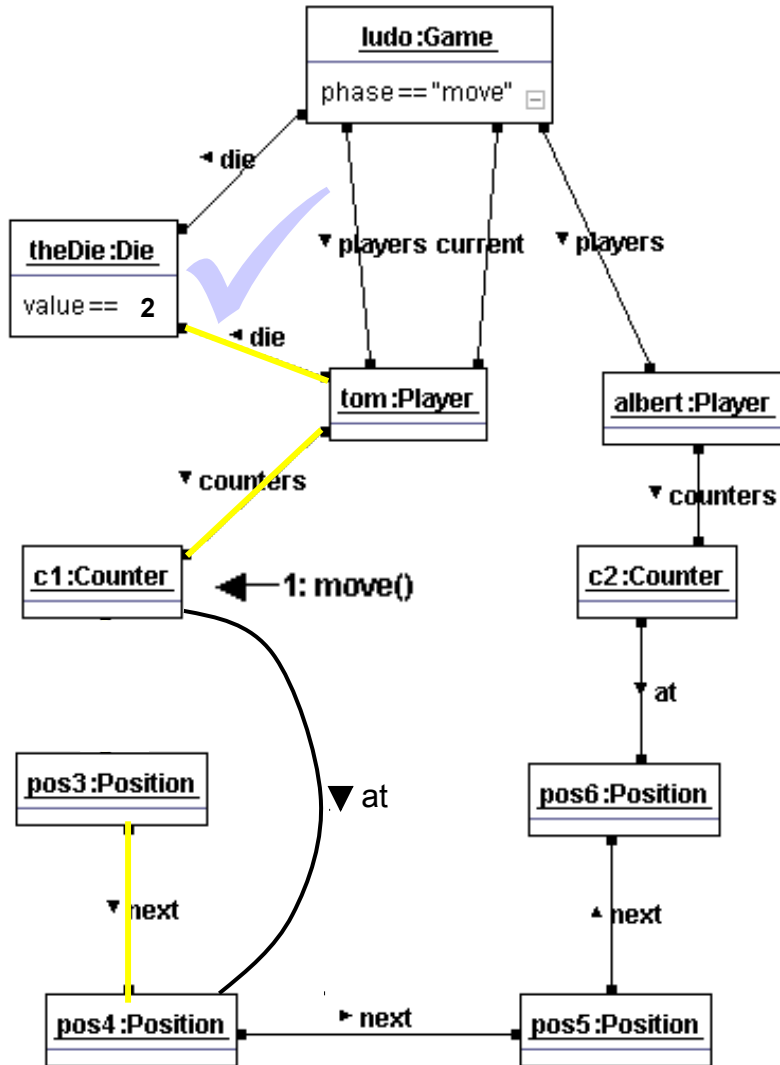
Tool Demo

or

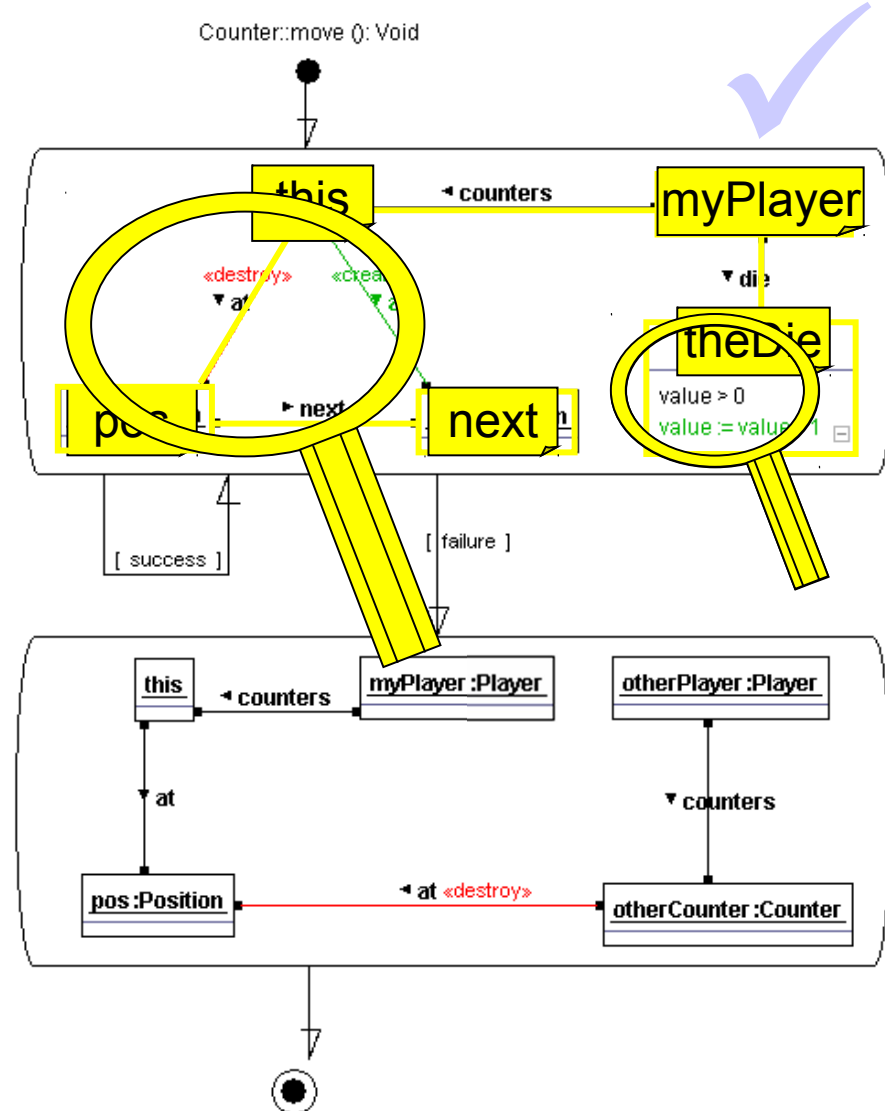
- combine story boards to rule diagrams [SCESM04]
- assign execution semantics
- code generation

Derivation of the Implementation (cont.)

Main Memory Objects

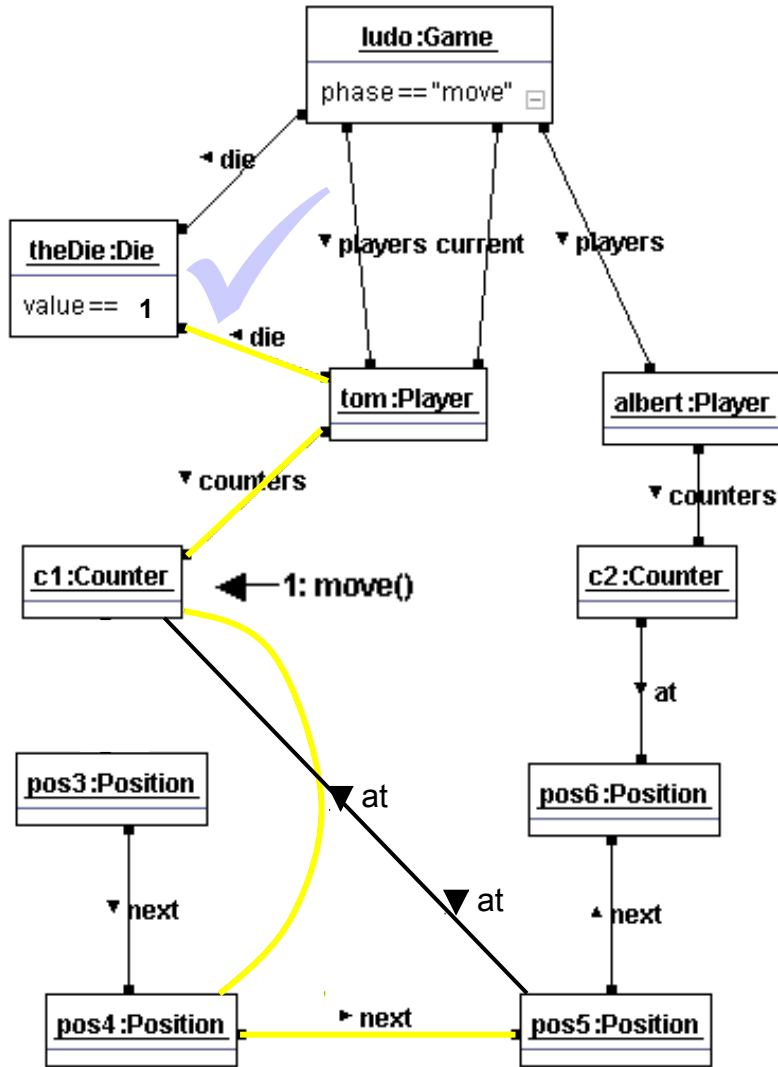


Rule Diagram / Program

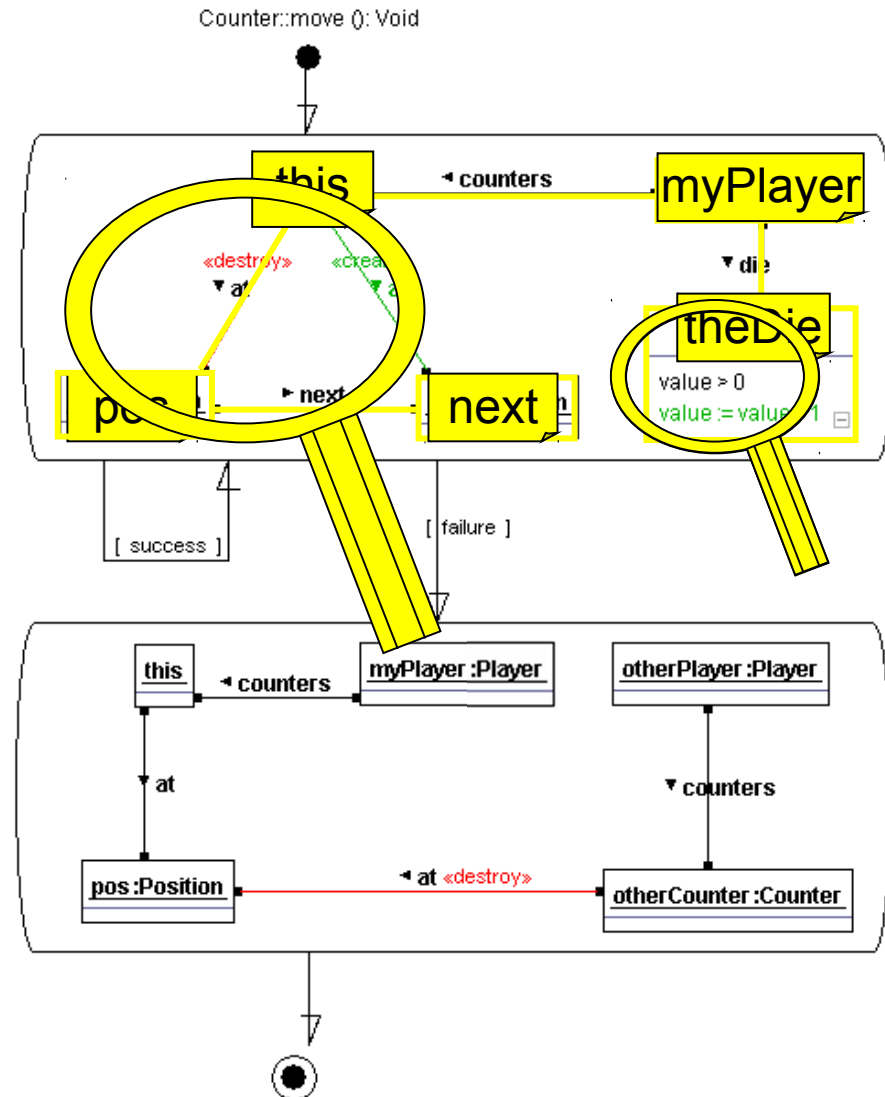


Derivation of the Implementation (cont.2)

Main Memory Objects

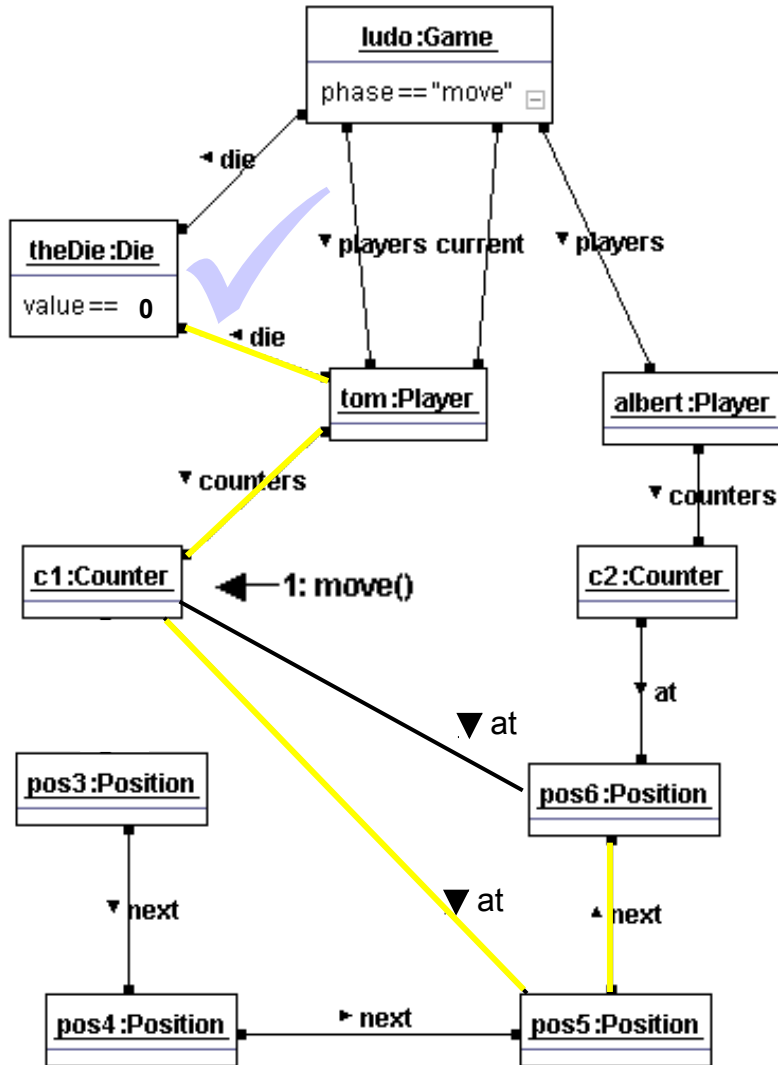


Rule Diagram / Program

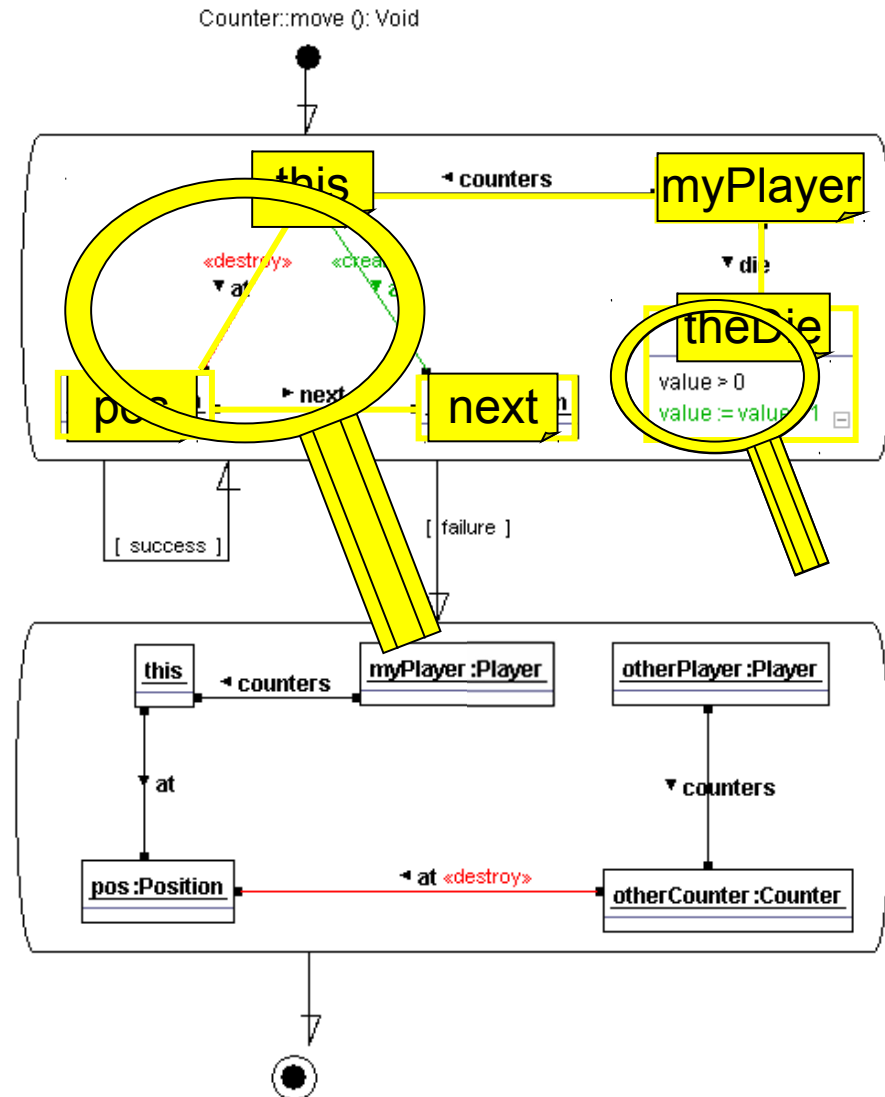


Derivation of the Implementation (cont.3)

Main Memory Objects

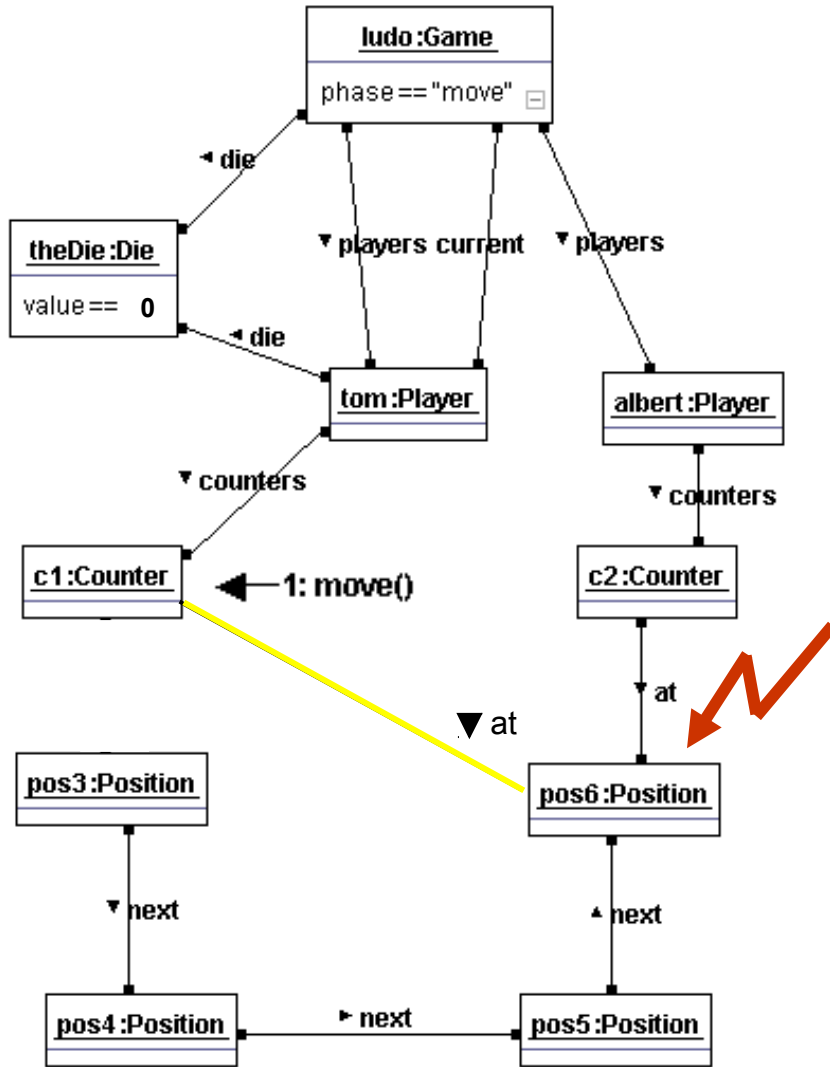


Rule Diagram / Program

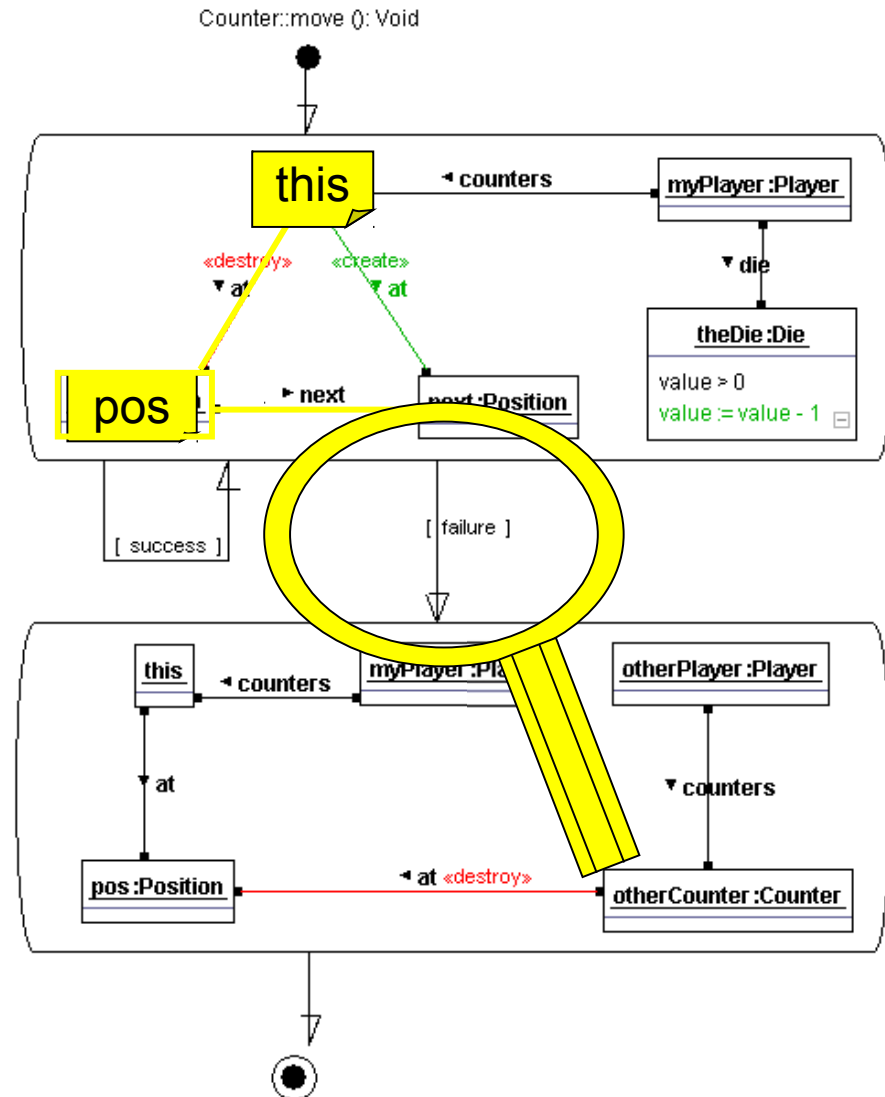


Derivation of the Implementation (cont.4)

Main Memory Objects

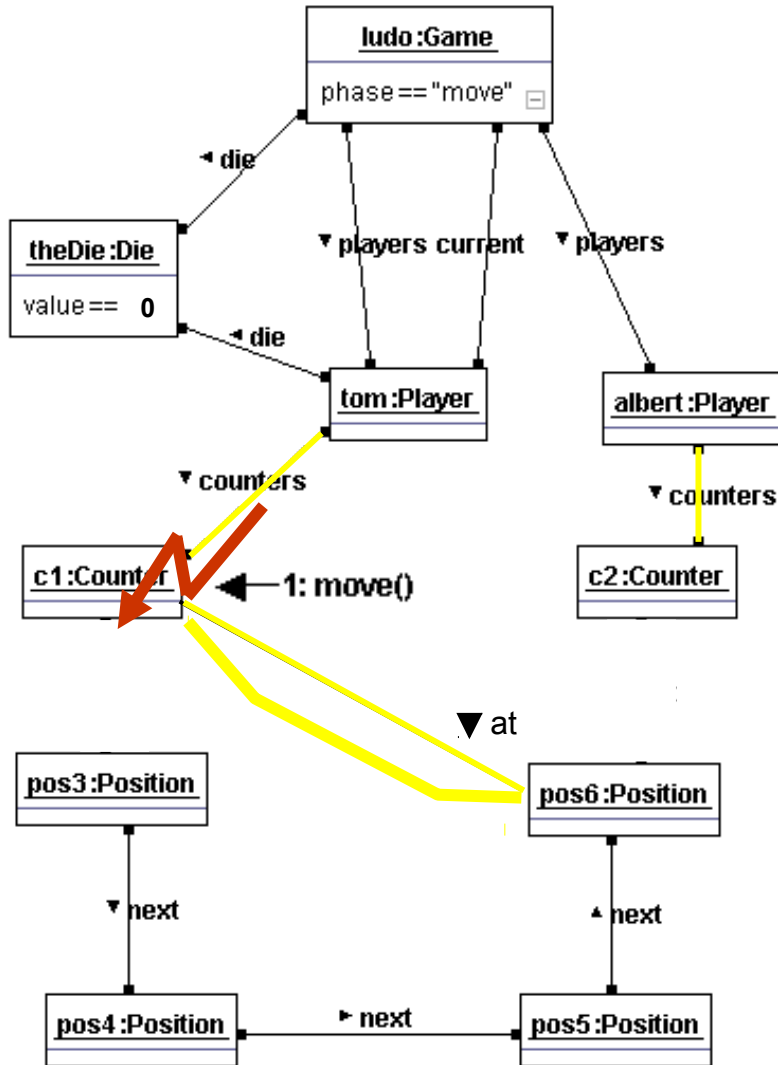


Rule Diagram / Program

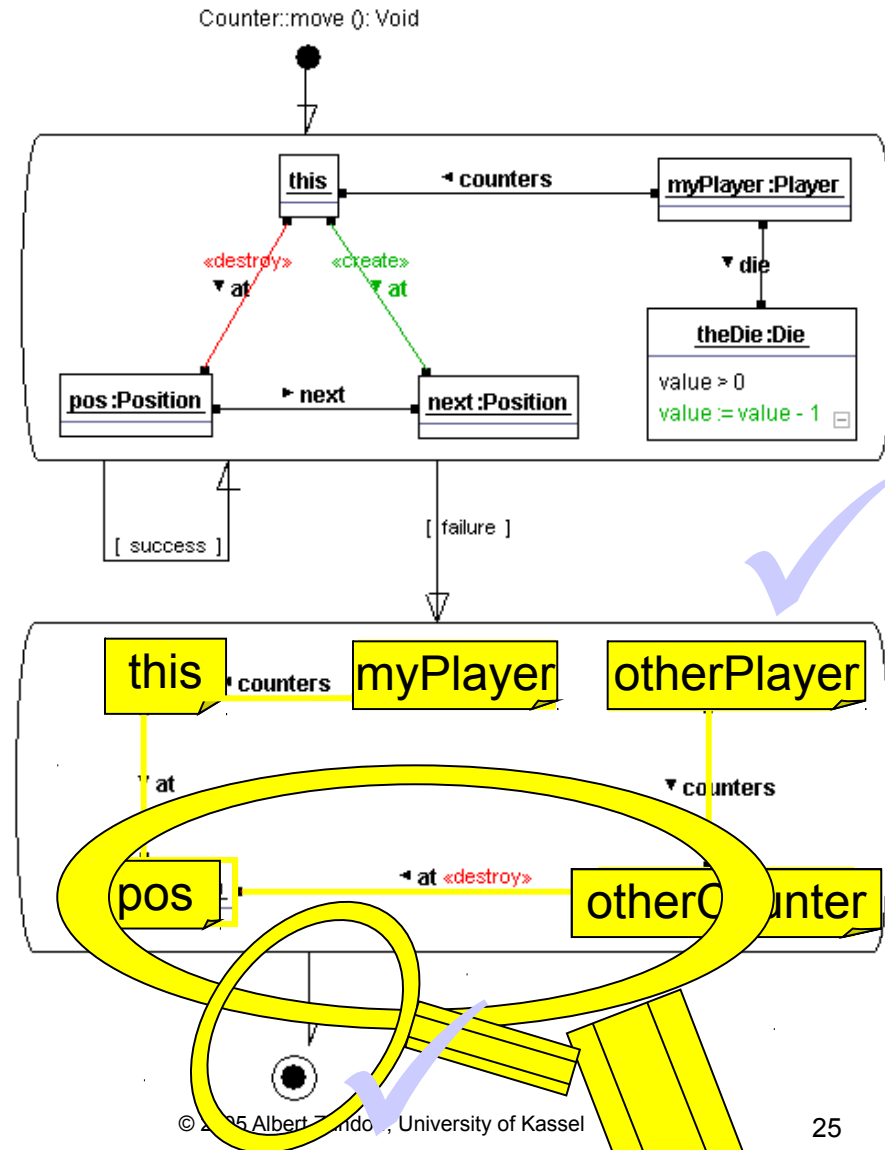


Derivation of the Implementation (cont.5)

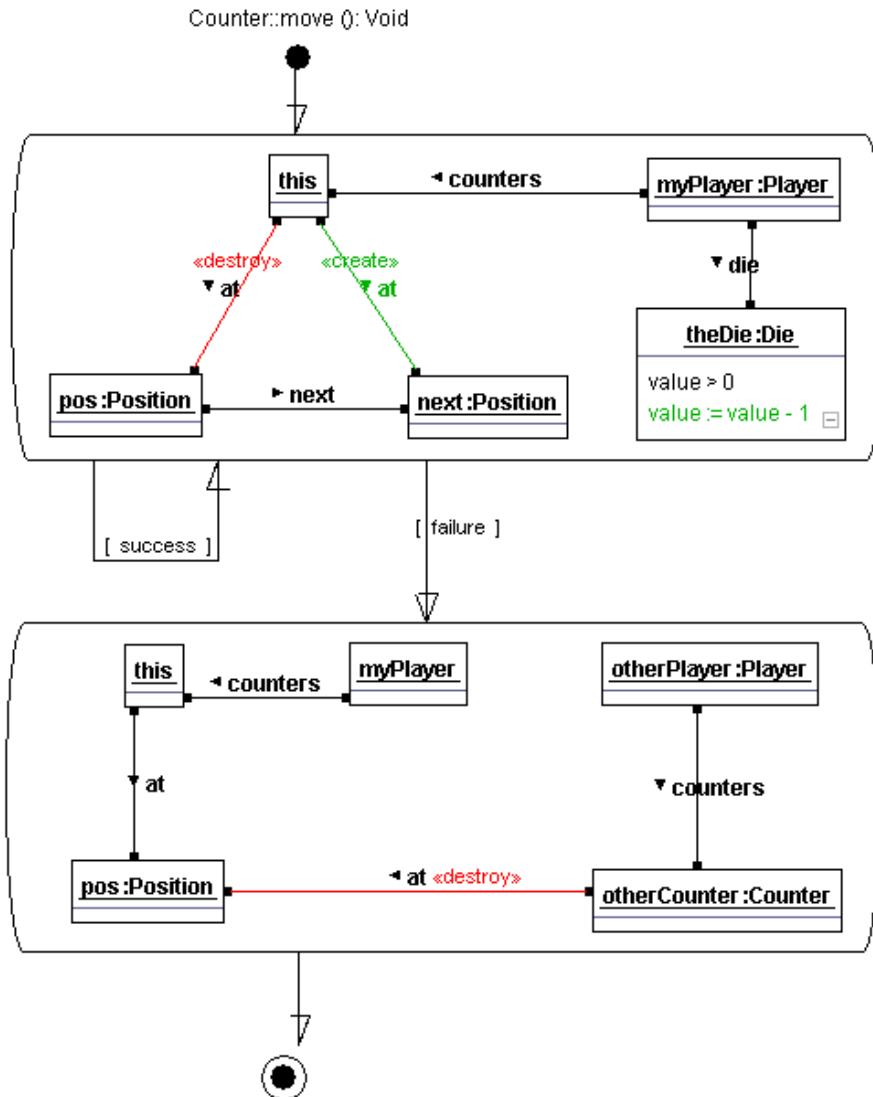
Main Memory Objects



Rule Diagram / Program



Derivation of the Implementation (cont.6)



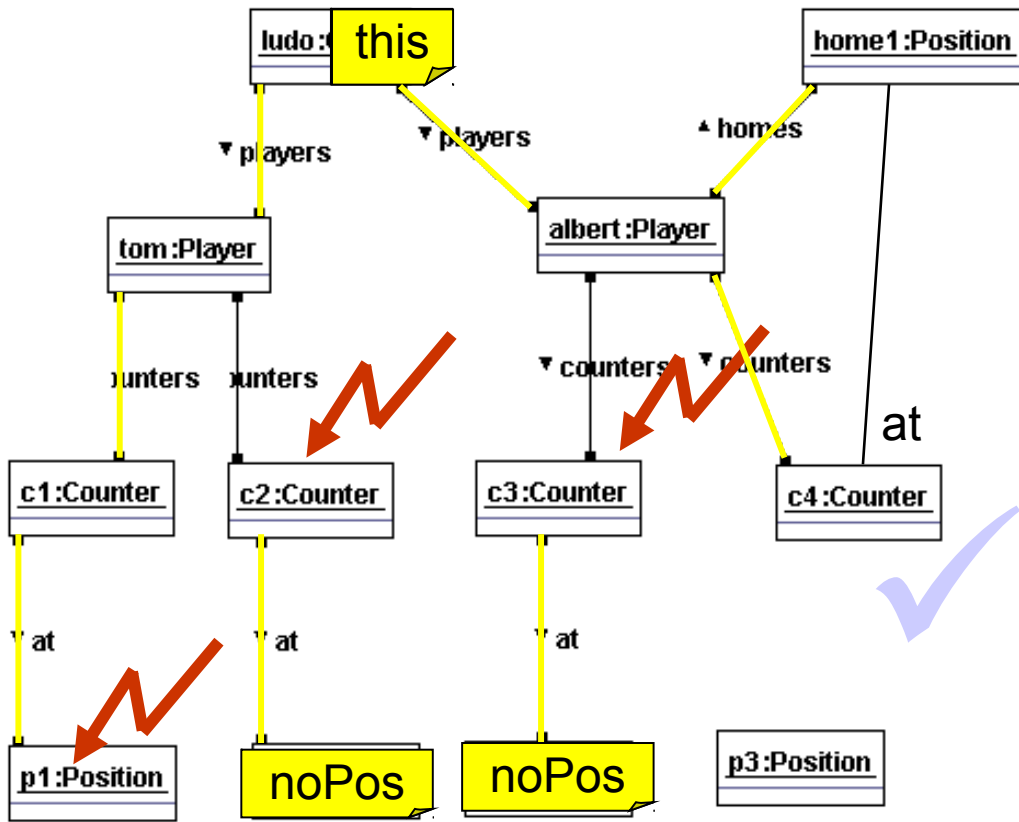
```

class Counter {
public void move () { Position pos; ...
while (sdmSuccess) {
  try {
    sdmSuccess = false;
    pos = this.getAt ();
    JavaSDM.ensure (pos != null);
    next = pos.getNext ();
    JavaSDM.ensure (next != null);
    myPlayer = this.getOwner ();
    JavaSDM.ensure (myPlayer != null);
    theDie = myPlayer.getDie ();
    JavaSDM.ensure (theDie != null);
    JavaSDM.ensure (theDie.getV() > 0);
    sdmSuccess = true;
    this.setAt (null);
    this.setAt (next);
    theDie.setV(theDie.getV() - 1); }
  catch (SDMException e) {}
}
}

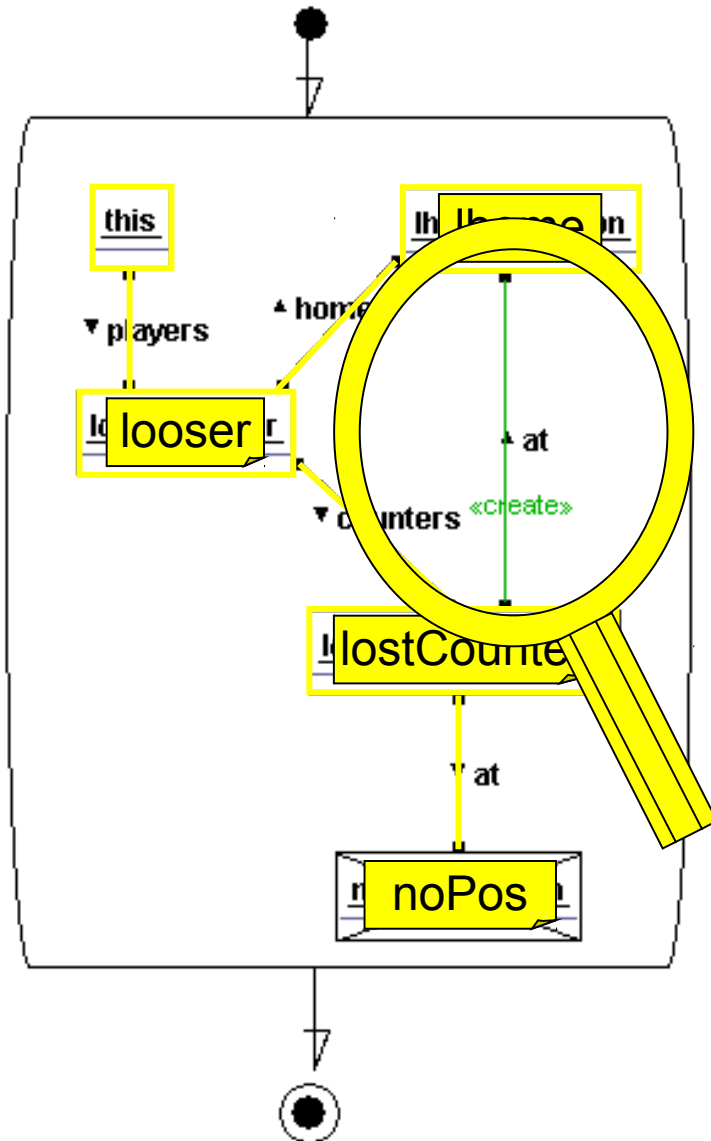
```

Derivation of the Implementation (cont.7)

1: collectThrownCounters()



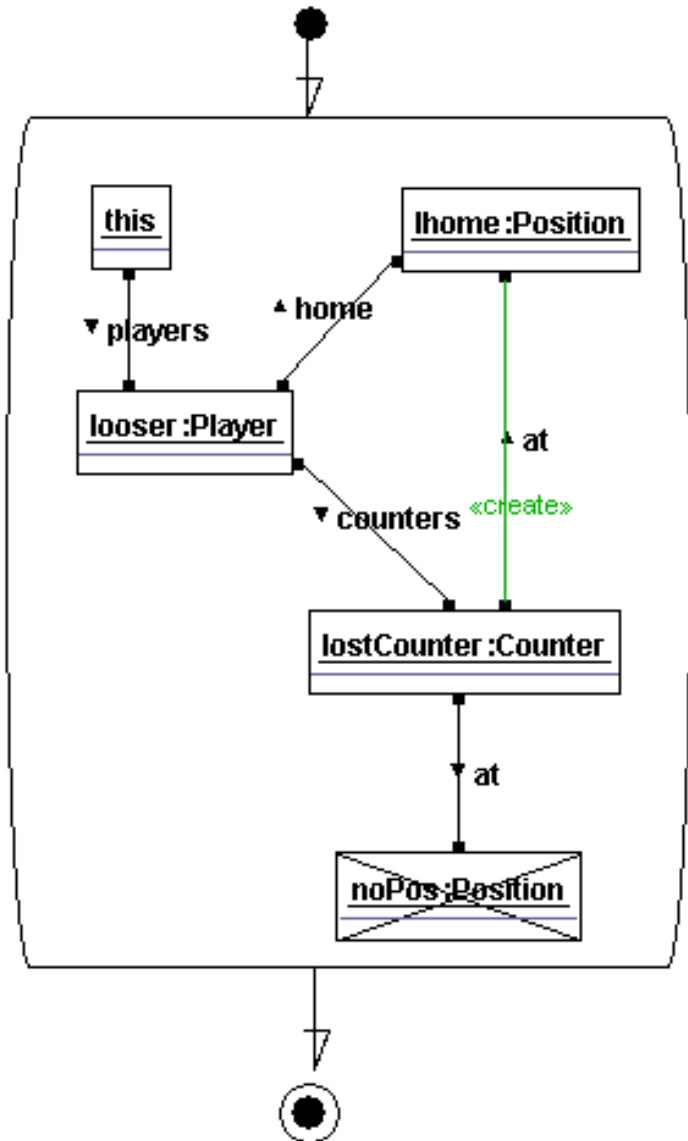
Game::collectThrownCounters():Void



Derivation of the Implementation (cont.8)

```
class Game {  
public void collectThrownCounters () { ...  
    Iterator loserIter = this.iteratorOfPlayers();  
    while (!sdmSuccess && loserIter.hasNext()) {  
        try {  
            sdmSuccess = false;  
            loser = loserIter.next ();  
            lhome = loser.getHome ();  
            JavaSDM.ensure (lhome != null);  
            countersIter = loser.iteratorOfCounters ();  
            while (!sdmSuccess && countersIter.hasNext()) {  
                try {  
                    lostCounter = countersIter.next ();  
                    JavaSDM.ensure (lostCounter.getAt() == null);  
                    sdmSuccess = true;  
                    lostCounter.setAt (lhome);  
                } catch (SDMException e) {}  
            } // while  
        } catch (SDMException e) {}  
    } // while  
}
```

Game::collectThrownCounters () : Void



Derivation of the Implementation (cont.9)

- manual derivation of rule diagrams from stories
- brain required
- systematic guide lines provided e.g. in [SCESM04]
- automatic code generation [GraGra]

Summary

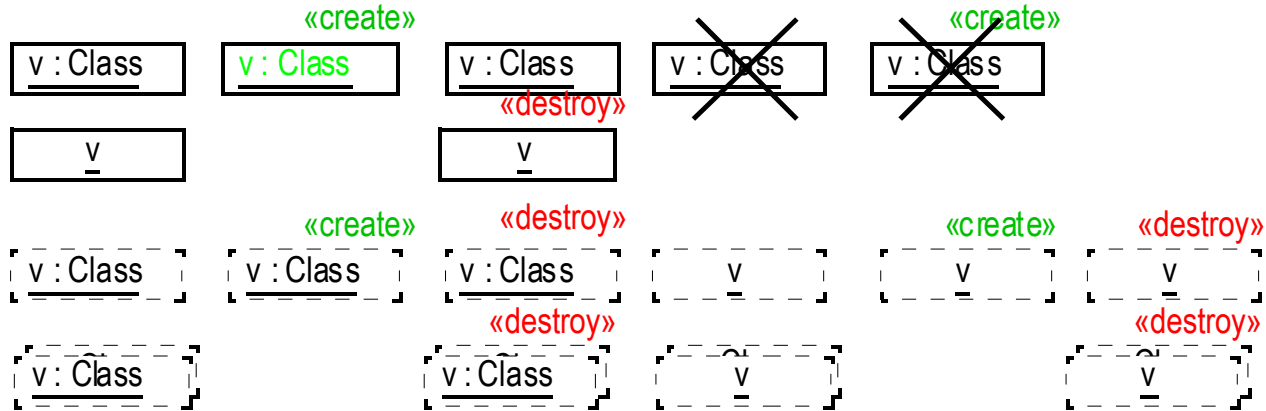
Story Driven Modeling

- model level analysis with story boards
- model level tests
- model level implementation with rule diagrams
- code generation
- model level testing / debugging

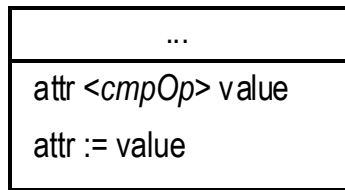
www.fujaba.de zuendorf@uni-kassel.de

Addendum A: Story Pattern Elements:

Variables:



Attributes:

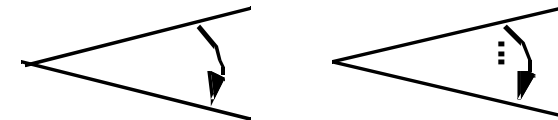


Constrains:

{ <boolExpr> }

{first}

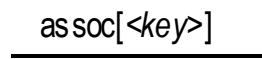
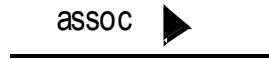
{last}



Links:

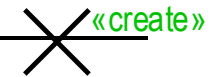
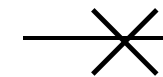
assoc

assoc[<key>]



«create»

«destroy»



ref

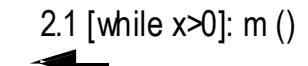
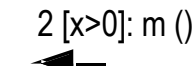
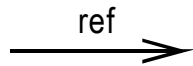
«create»

«destroy»

1: m ()

2 [x>0]: m ()

2.1 [while x>0]: m ()



References

- [SCESM04] I. Diethelm, L. Geiger, A. Zündorf: *Systematic Story Driven Modeling, a case study*; Workshop on Scenarios and state machines: models, algorithms, and tools; ICSE 2004, Edinburgh, Scotland, May 24 – 28 (2004).
- [SCESM05] Leif Geiger, Albert Zündorf: *Story Driven Testing*; in proc. 4th International Workshop on Scenarios and State Machines: Models, Algorithms and Tools (SCESM'05) ICSE 2005 Workshop
- [GraGra] T.Fischer, J.Niere, L.Torunski, A.Zündorf: *Story Diagrams: A new Graph Grammar Language based in the Unified Modeling Language*; in Proc. of TAGT '98 - 6th International Workshop on Theory and Application of Graph Transformation. Technical Report tr-ri-98-201, University of Paderborn; (1999)