



21) Functional and Modular Design

- Prof. Dr. U. Aßmann
- Technische Universität Dresden
- Institut für Software- und Multimediatechnik
- <http://st.inf.tu-dresden.de>
- [Version 10-02. 20.12.2010](#)

1. **Functional Design**
2. **Modular Design (Change-Oriented Design)**
3. **Use-Case Based Design**



Obligatory Readings

- Ghezzi Chapter 3, Chapter 4, esp. 4.2
- Pfleeger Chapter 5, esp. 5.7
- David Garlan and Mary Shaw. An Introduction to Software Architecture. In: Advances in Software Engineering and Knowledge Engineering, Volume I, edited by V.Ambriola and G.Tortora, World Scientific Publishing Company, New Jersey, 1993.
 - Also appears as CMU Software Engineering Institute Technical Report CMU/SEI-94-TR-21, ESC-TR-94-21.
 - http://www-2.cs.cmu.edu/afs/cs/project/able/ftp/intro_softarch/intro_softarch.pdf



- [Parnas] David Parnas. On the Criteria To Be Used in Decomposing Systems into Modules. Communications of the ACM Dec. 1972 (15) 12.
- [Shaw/Garlan] Software Architecture. 1996. Prentice-Hall.



11.1 FUNCTIONAL DESIGN

- Examples:
 - **Stepwise function refinement** resulting in function trees
 - Modular decomposition with information hiding (Change-oriented modularization, Parnas)
 - Meyers Design-by-contract: Contracts are specified for functions with pre- and postconditions
 - (see OCL lecture)
 - Dijkstra's and Bauer's axiomatic refinement (not discussed here)

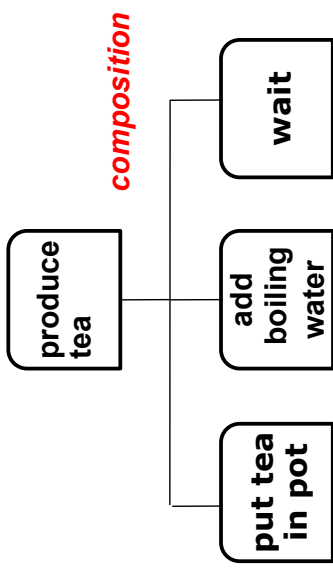
Which functionality will the system have?

- How to design the control software for a tea automaton?

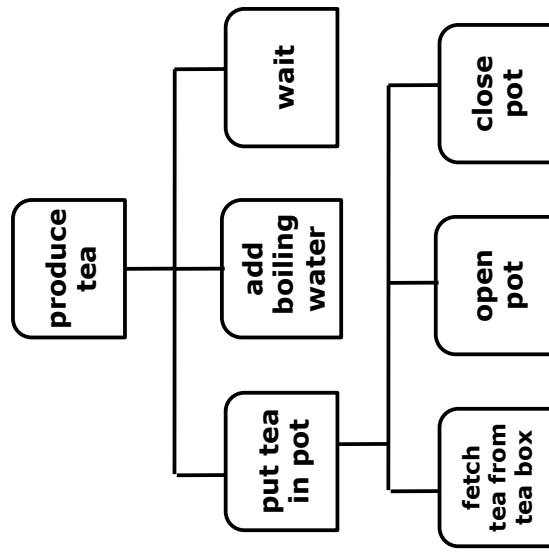
Produce Tea

produce
tea

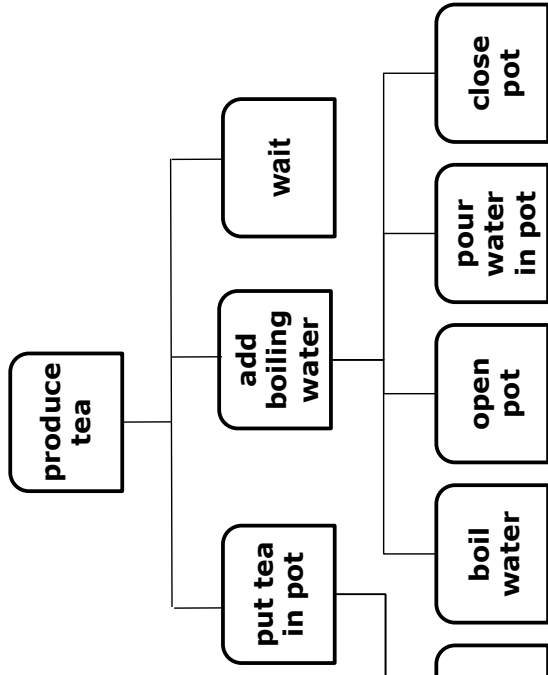
Produce Tea
 Put tea in pot
 Add boiling water
 Wait



Produce Tea
 Put tea in pot
 Fetch tea from tea box
 Open pot
 Close pot
 Add boiling water
 Wait



Produce Tea
 Put tea in pot
 Fetch tea from tea box
 Open pot
 Close pot
 Add boiling water
 Boil water
 Open pot
 Pour water in
 Close pot
 Wait



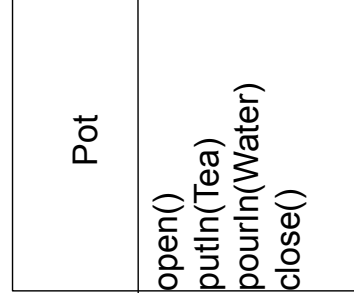
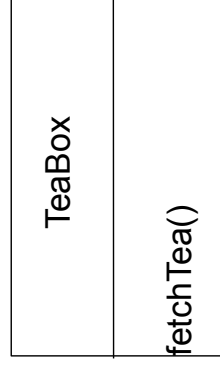
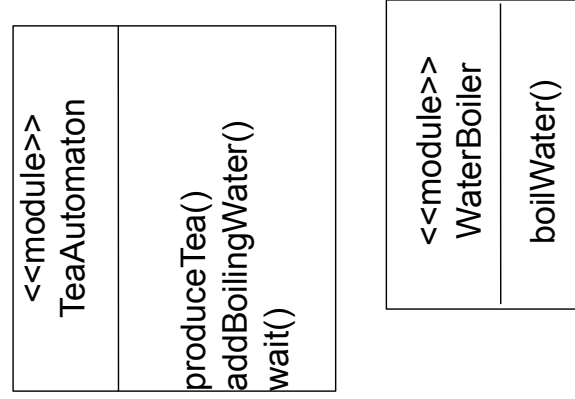
- Function trees can also be derived by a 1:1 mapping from a functional requirements tree (see ZOPP requirements analysis lecture)
- **Stepwise Refinement** works usually top-down
 - But also middle-out and bottom-up possible
- Development of the “subfunction-of” relationship
 - “subfunction-of” is a part-of for functions: the function has which parts (subfunctions)?
 - Usually implemented by call relationship (call graph)
- Functions are **actions**, if they work on *visible* state
 - In functional design, state is disregarded
 - State is important in action-oriented design, actions are usually related to state transitions!

- Group functions according to cohesion: which function belongs to which other function?
- Minimize coupling of modules

```

Module Tea Automaton {
  Produce Tea
  Add boiling water
  Wait
}
Module Water Boiler {
  Boil water
}
Module Tea Box {
  Fetch tea from tea box
}
Module Pot {
  Open pot
  Put tea in pot
  Pour water in pot
  Close pot
}

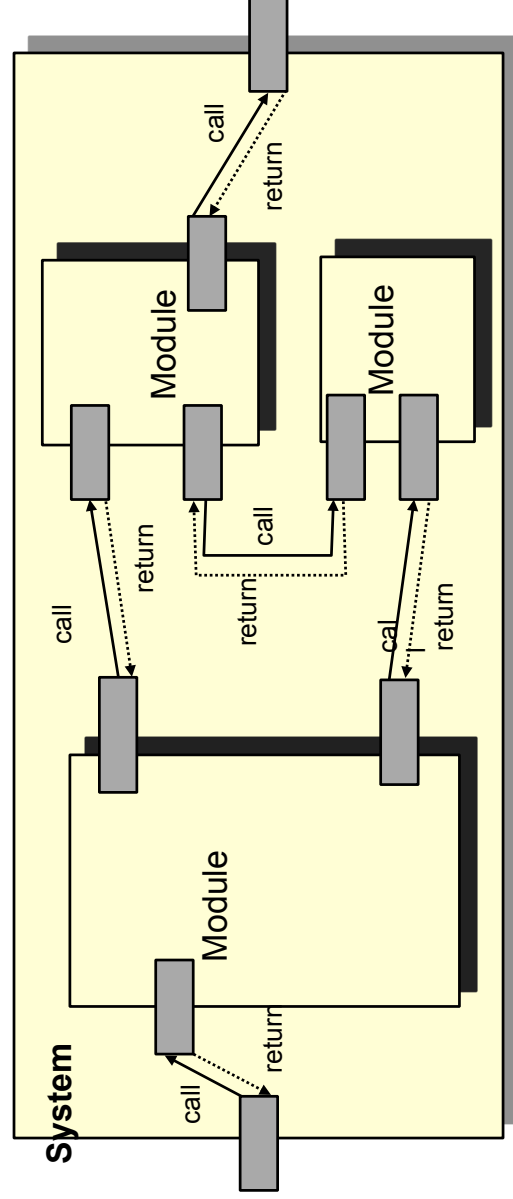
```



- Don't group too many items onto one abstraction level or into one module (**slim interface** principle)
- Technical classes (classes that do not stem from domain modeling) can be found in similar ways, by grouping cohesive functions together
- Identify **material** classes with CRUD interfaces (see TeaBox and Pot):
 - Create
 - Read
 - Update
 - Delete

Result: Call-Based Architectural Style

- Functional design leads to call-based architectural style



- Implementation of function trees in a functional language
 - ... or a modular language, e.g., Modula, C, or Ada-83.
- In some areas, object-oriented design and languages have severe disadvantages
- Employment in safety-critical systems:
 - Proofs about the behavior of a system are only possible if the architecture and the call graph are *static*. Then they can be used for proofs
 - Due to polymorphism, object-oriented systems have dynamic architectures (don't program your AKW with Java!)
- In embedded and real-time systems:
 - Object-oriented language implementations usually are slower than those of modular languages
 - ... and eat up more memory
- In high-speed systems:
 - Operating systems, database systems, compilers, ...

(Rep. from ST-1, left out here)

21.2 CHANGE-ORIENTED MODULARIZATION WITH INFORMATION HIDING

- Software should, according to the divide-and-conquer principle, also physically be divided into basic parts, *modules*
 - A module groups a set of *functions or actions*
 - A module can be developed independently
 - errors can be traced down to modules
 - modules can be tested before assembling
 - A module can be exchanged independently
 - A module can be reused
- The terms *module* and *component* mean pretty much the same
 - Often, a module is a programming-language supported component
 - Here: a module is a simple component
 - In the past, different component models have been developed
 - A component model defines features of components, their compositionality, and how large systems are built with them (architecture)
 - In course "Component-based SE", we will learn about many different component models

- Parnas principle of *change-oriented modularization (information hiding)* [Parnas, CACM 1972]:
 - 1) Fix all design decisions that are likely to change
 - 2) Attach each of those decisions to a new module
 - The design decision becomes the secret of a module (called *module secret*)
 - 3) Design module interface that does not change if module secret changes

- *Information hiding relies on module secrets*
- Possible module secrets:
 - How the algorithm works, in contrast to what it delivers
 - Data formats
 - Representation of data structures, states
 - User interfaces (e.g., AWT)
 - Texts (language e.g., gettext library)
 - Ordering of processing (e.g., design patterns Strategy, Visitor)
 - Location of computation in a distributed system
 - Implementation language of a module
 - Persistence of the data

- Should never change!
 - Well, at least be *stable*
- Should consist only of functions
 - State should be invisible behind interfaces
 - Direct access to data is efficient, but cannot easily be exchanged
 - e.g., empty set/get methods for accessing fields of objects
- Should specify what is
 - Provided (exported)
 - Required (imported)

- Functional modules (without state)
 - sin, cos, BCD arithmetic, gnu mp,...
- Data encapsulators
 - Hide data and state by functions (symbol table in a compiler)
 - Monitors in the parallel case
- Abstract Data Types
 - Data is manipulated lists, trees, stacks, ..
 - New objects of the data type can be created dynamically
- Singletons
 - Modules with a singular instance of a data structure
- Data-flow processes (stream processors, filters)
 - Eating and feeding pipelines
- Objects
 - Modules that can be instantiated

- When designing with functions, use function trees and subfunction decomposition
- When grouping to modules, fix module secrets
- The more module secrets, the better the exchange and the reuseability
 - Change-oriented design means to encapsulate module secrets
- Functional and modular design are still very important in areas with hard requirements (safety, speed, low memory)

We have seen how important it is to focus on describing *secrets* rather than interfaces or roles of modules.

When we have forgotten that, we have ended up with modules without clear responsibilities and eventually had to revise our design.

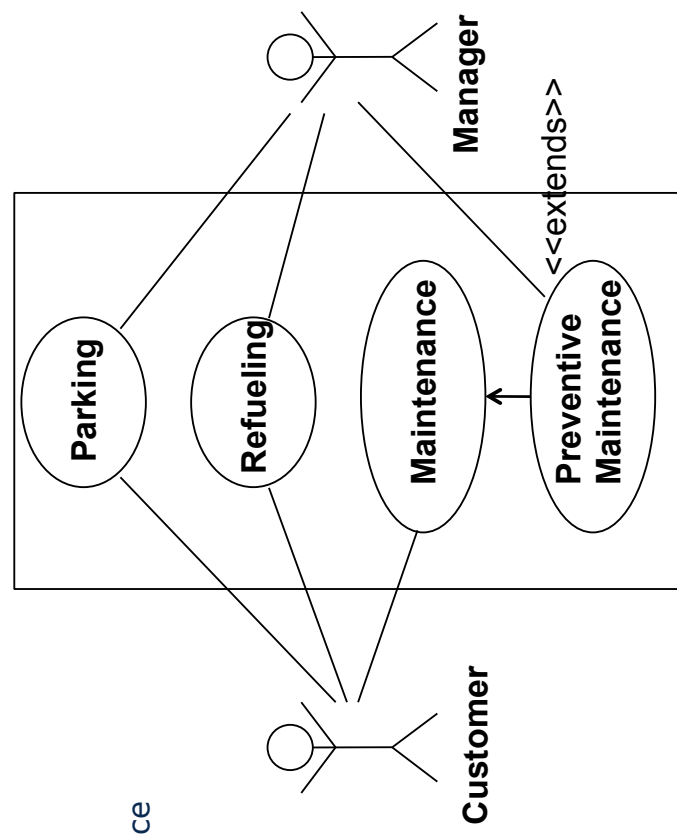
[Parnas/Clements, The Modular Structure of Complex Systems, CACM]

(repetition from ST-1)

11.3 FUNCTION-ORIENTED DESIGN WITH USE-CASE DIAGRAMS

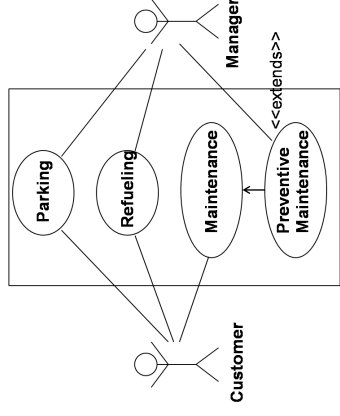
- Action-oriented design is similar to function-oriented design, but admits that the system has states.
 - It asks for the internals of the system
 - Actions require state on which they are performed (imperative, state-oriented style)
- Divide: finding subactions
- Conquer: grouping to modules and processes
- Example: Use Case Diagram (UCD)
 - A Use Case Diagram consists of several *use cases* of a system
 - A *use case* describes an application, a coarse-grain function or action of a system, in a certain relation with *actors*
 - A use case contains a *scenario sketch*
 - Pseudocode text which describes the functionality
 - Use Case diagrams can be used in Actino-Oriented Design, or in Object-Oriented Design

- A Service Station has 4 tasks [Pfleeger]
 - Parking
 - Refueling
 - Maintenance
 - Preventive Maintenance

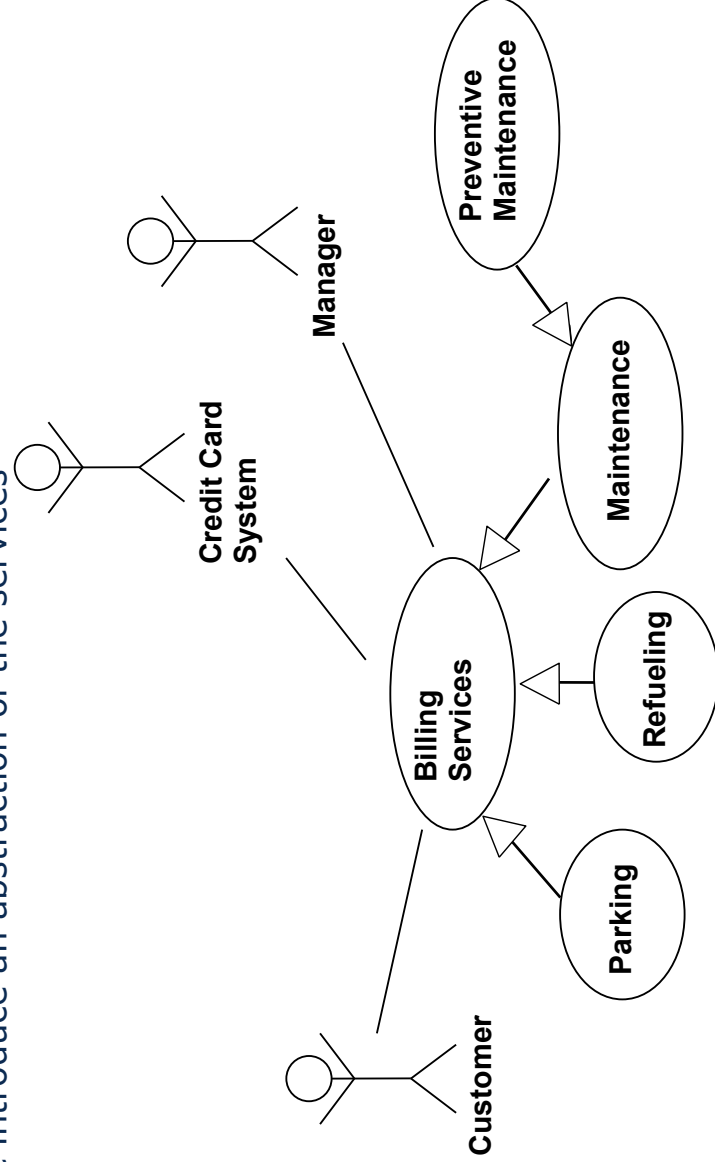


- What is the system/subsystem?
- Who is Actor?
 - A user
 - An active object
 - A person
 - A system
 - Must be external to the described system
- What are the Applications/Uses?
- What are the relations among Use Cases
- Extends: Extend an existing use case (Inheritance)
- Uses: Reuse of an existing use case (Sharing)

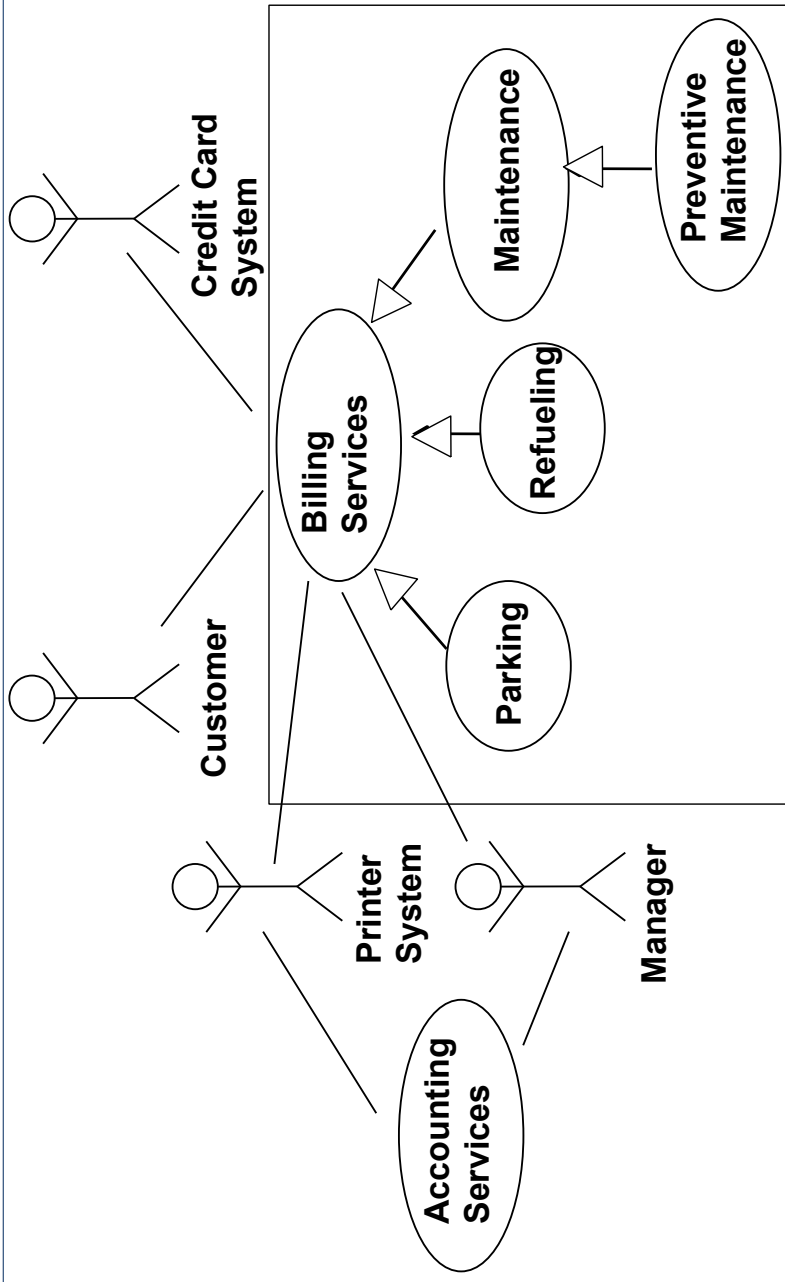
- Which
 - Users
 - External systems
 - Use
 - Need
 - The system for which tasks?
 - Are tasks or relations to complex?



- We introduce an abstraction of the services

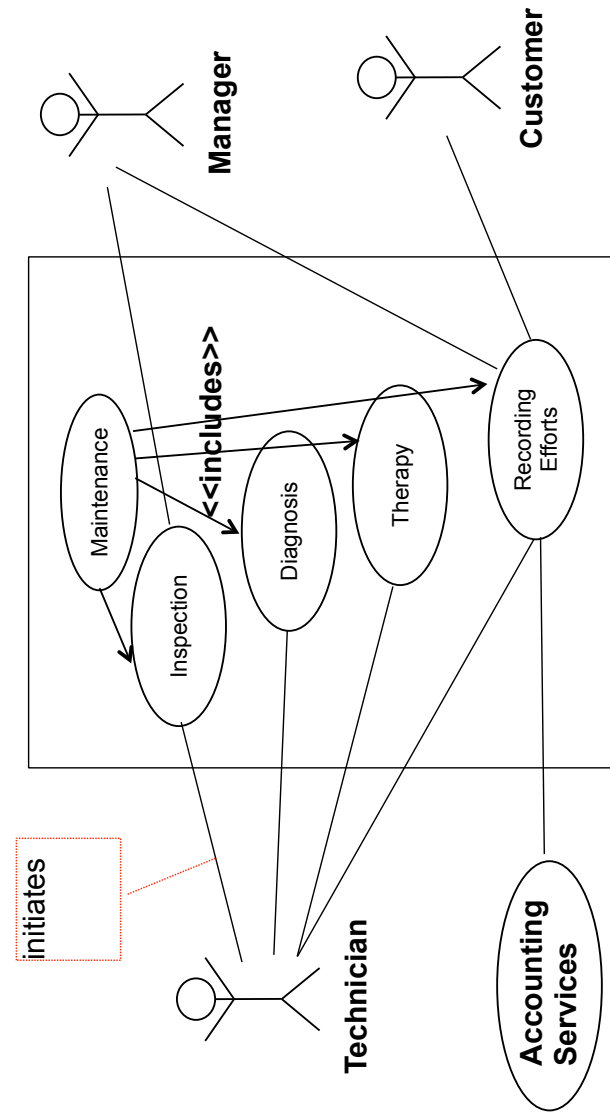


Second Refinement Service Station



Third Refinement Service Station

- The <<includes>> relationship allows for decomposition of a use case. <<includes>> is a form of <<part-of>>





Consistency Checking Check List Use Case Diagrams

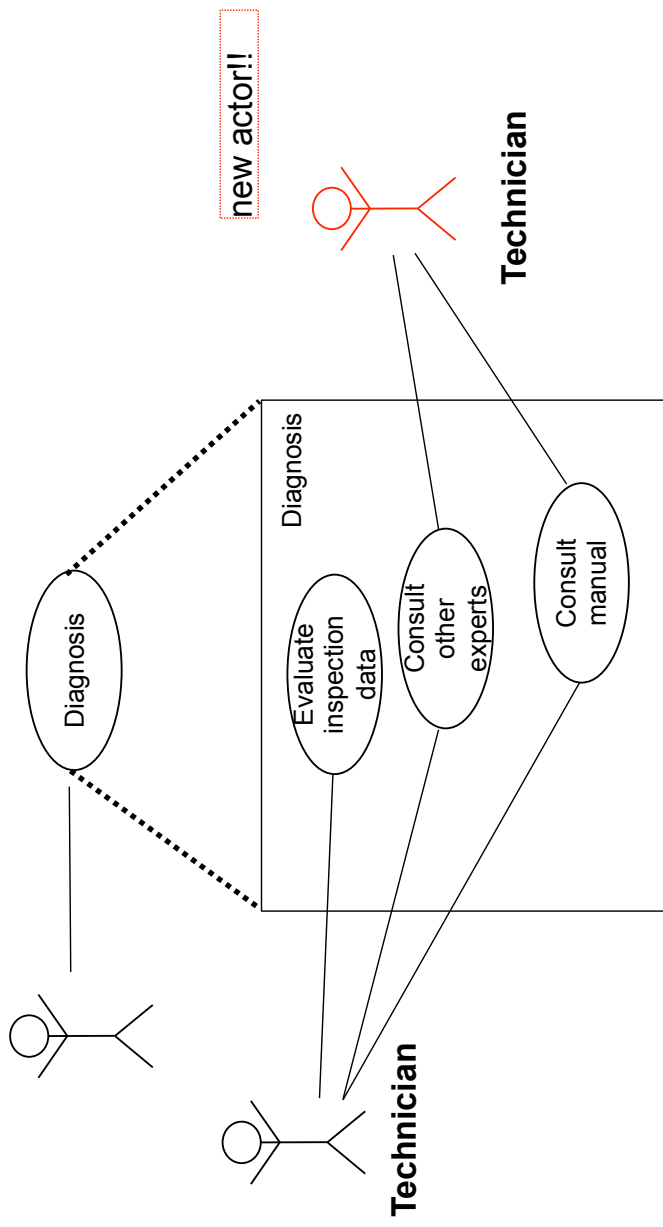
- One diagram
 - Clarity
 - Simplicity
 - Completeness
 - Match the stories of the customer?
 - Missing actors?
- Several diagrams
 - Which actions occur in several diagrams? Are they specified consistently?
 - Should actors from shared actions be replicated to other UCD?



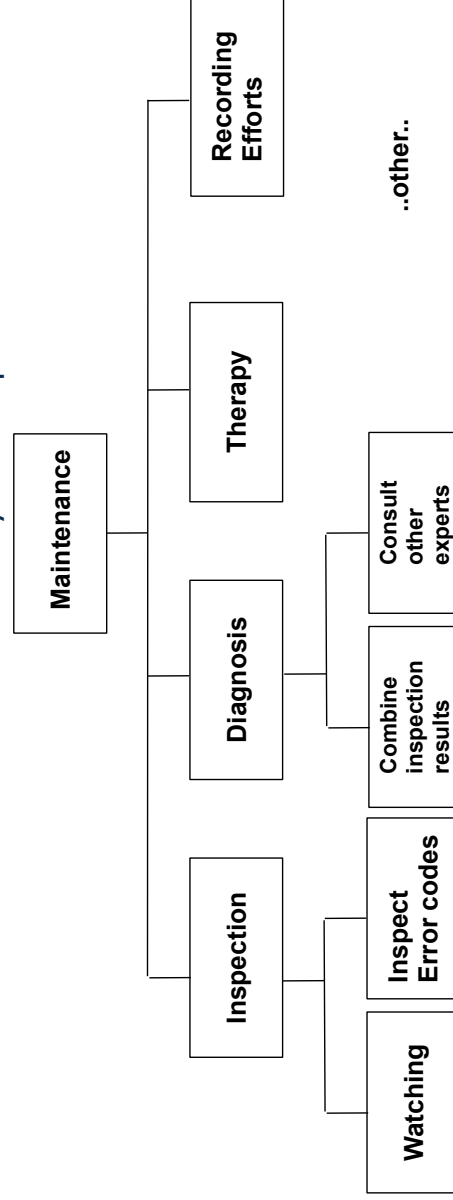
How To Go On from a Use Case Diagram

- There are several ways how to reach a design from a use case diagram
 - *Hierarchical refinement* of the actions into UCD of second level, yielding a reducible specification
 - Disadvantage of UCD: Hierarchical refinement is sometimes difficult, because new actors have to be added
 - Leads to a correction of the top-level UCD
 - *Action tree method*: action-oriented method to refine the use case actions with an action tree
 - *Collaboration diagram method*: object-oriented method to analyse paths in the use case diagram with communication (collaboration) diagrams (see later)

- Often, new actors have to be added during refinement



- DomainTransformation: From a UCD, set up a function or action tree
 - <<includes>> expresses a part-of hierarchy of function
- Refinement: Refine the functions by decomposition



- Use cases are good for
 - Documentation
 - Communication with customers and designers -> Easy
 - Are started for the first layout of the structural model
 - To find classes, their actions, and relations
 - In eXtreme Programming (XP), use cases are called „stories“
 - which are written down on one muddy card
 - collected
 - and implemented one after the other
 - XP does not look at all use cases together, but implements one after the other