

# 33. Composition of Stream-Based Tools

1

Prof. Dr. U. Aßmann  
Technische Universität Dresden  
Institut für Software- und  
Multimediatechnik  
<http://st.inf.tu-dresden.de>  
Version 13-0.1, 18.12.13

- 1) Extension of Stream-Based Tools
- 2) and XML-Mashups
- 3) Aspect-Oriented Extension
- 4) EAI-Decomposition of Tools
- 5) EAI-Based Composition of Tools



- ▶ Informatik Forum <http://www.infforum.de/>
- ▶ Structured Analysis Wiki  
<http://yourdon.com/strucanalysis/wiki/index.php?title=Introduction>
- ▶ Ed Yourdon. Just Enough Structured Analysis. Free pdf-book on:
  - [http://www.yourdon.com/jesa/pdf/JESA\\_xtru.pdf](http://www.yourdon.com/jesa/pdf/JESA_xtru.pdf)
- ▶ De Marco, T.: Structured Analysis and System Specification; Yourdon Inc. 1978/1979. Siehe auch Vorlesung ST-2
- ▶ McMenamin, S., Palmer, J.: Strukturierte Systemanalyse; Hanser Verlag 1988
- ▶ Raasch, J.: Systementwicklung mit Strukturierten Methoden; Hanser Verlag (3.Aufl.) München 1993
- ▶ [Altinel07] Mehmet Altinel, Paul Brown, Susan Cline, Rajesh Kartha, Eric Louie, Volker Markl, Louis Mau, Yip-Hing Ng, David E. Simmen, and Ashutosh Singh. DAMIA - A data mashup fabric for intranet applications. In C. Koch, et.al., editors, VLDB, pages 1370-1373. ACM, 2007.

# 33.1 Extension of Stream-Based Tools by DFD



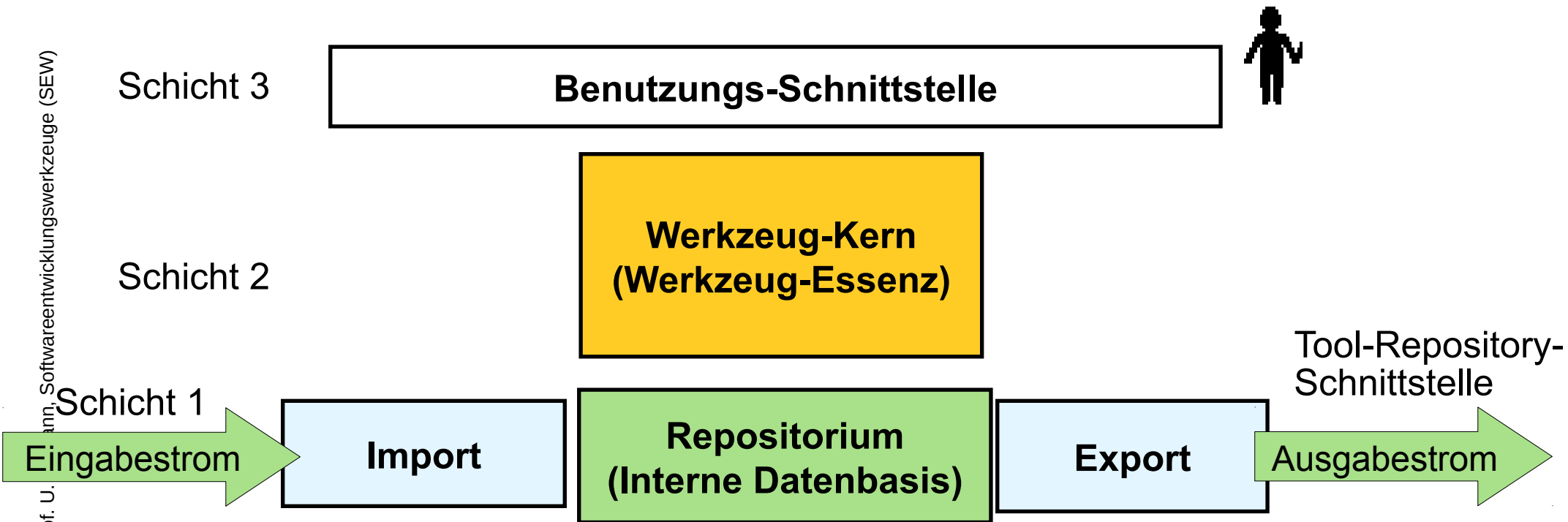
3

And composition of stream-based tools

# Rpt. Architektur eines datenflussgesteuerten, strom-basierten Werkzeugs

4

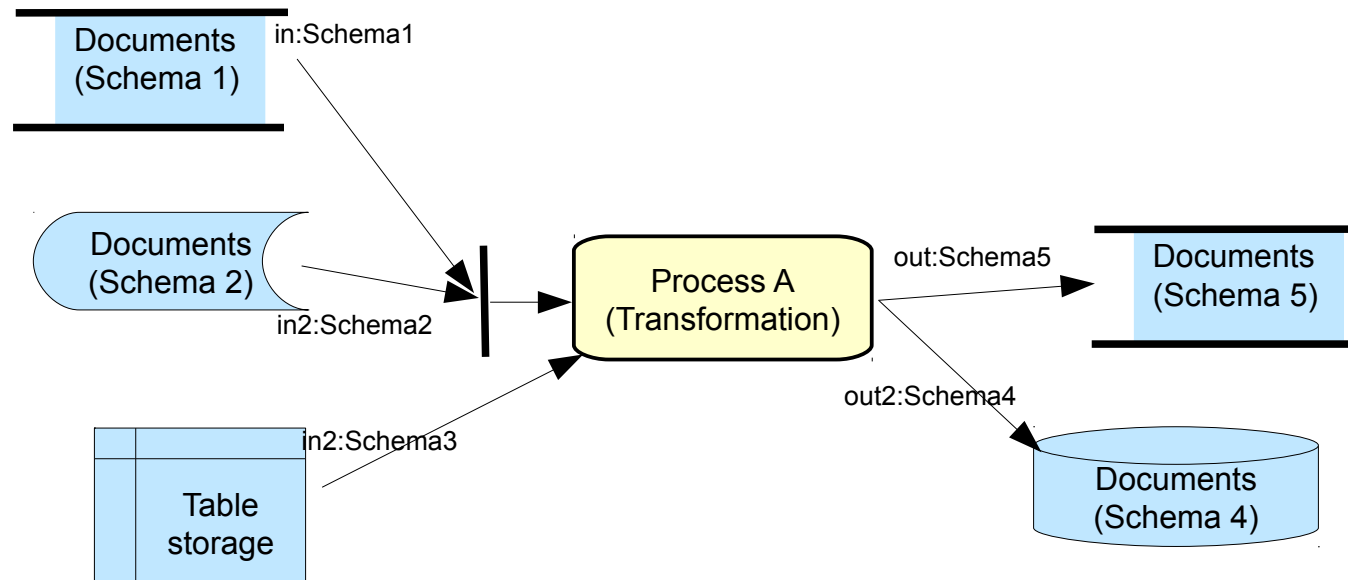
- ▶ Arbeit wird stückweise erledigt; meist pro gelesenem Datenpaket.
- ▶ Eine DFD- oder Workflow- Sprache verknüpft (komponiert) die Werkzeuge durch ein DFD oder Workflow (Mashup) zu komplexeren Werkzeugen



# Stream Merging

5

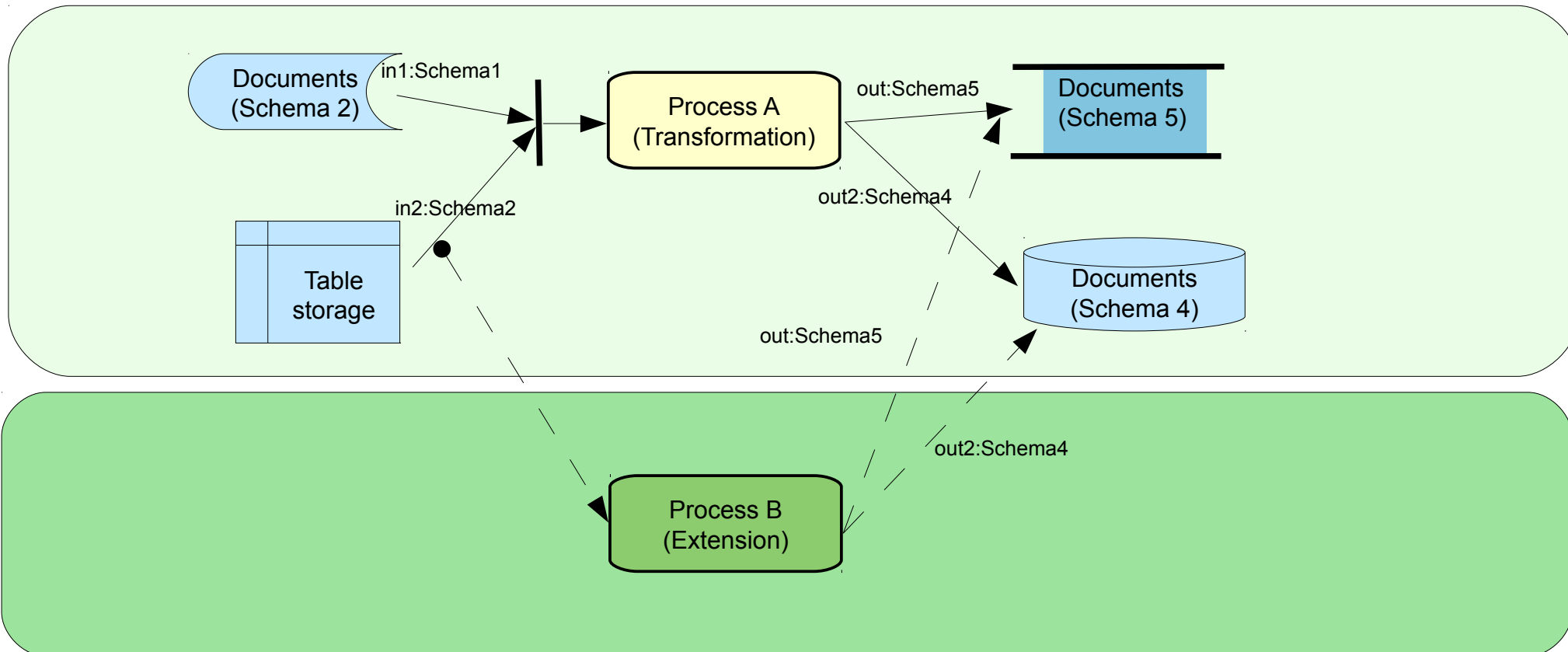
- ▶ The architecture of stream-based tools can be described by DFD or (Web-)Mashups
- ▶ Three operations are important:
  - **Input stream synchronization:** does a process read from input channels synchronously or alternately?
  - **Input stream merge:** how does a process merge two input channels?
  - **Output stream replication:** does a process replicate output data in different streams or produce different output formats?



# Tool Extension by Stream Duplication and Asynchronous Merge

6

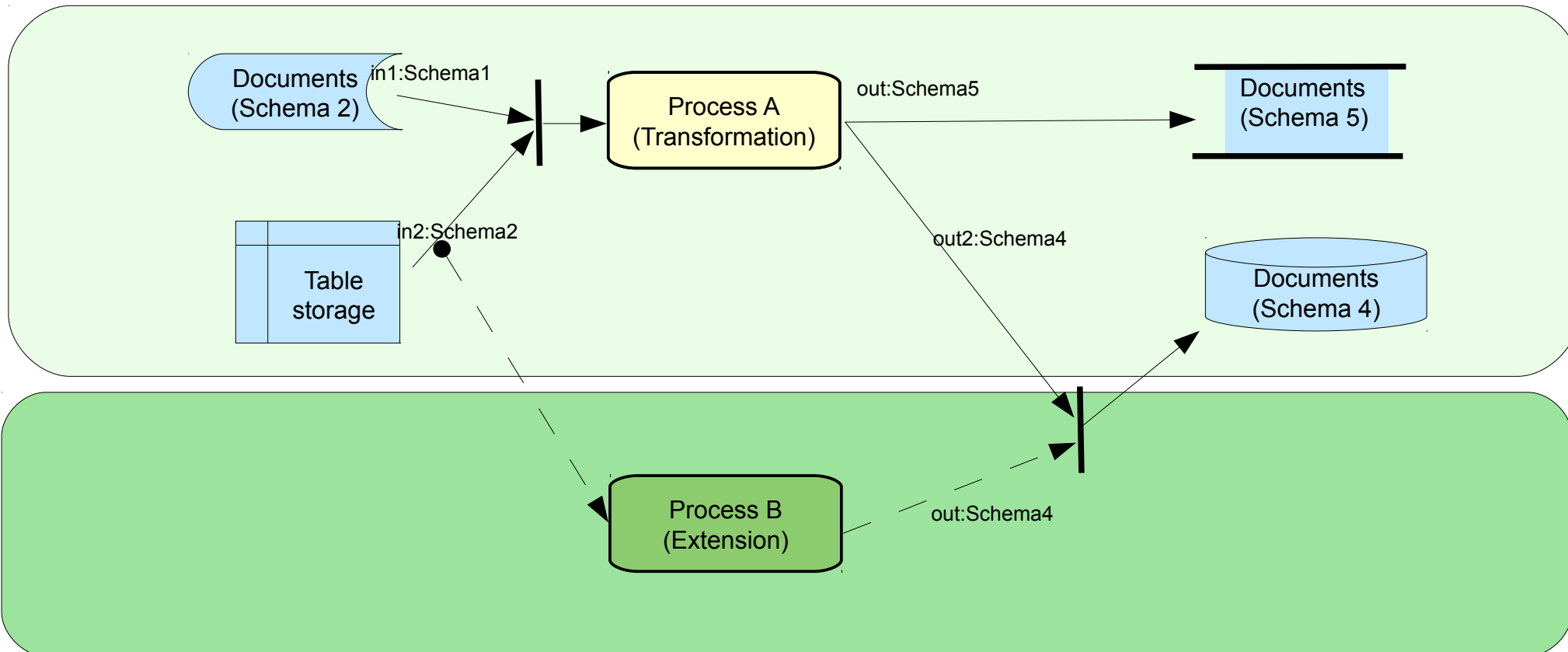
- ▶ DFD are easily extensible, because input streams can be replicated to deliver their content into the processes of the extension (extension listening on stream of core)
- ▶ Output streams of extensions can write asynchronously into output storages



# Synchronizing Extension of Core Tool

7

- ▶ Output streams of extensions can write synchronously into output storages by adding new synchronizing activities guarding output storages



## 33.2. Extensible Stream-Based Tools: DQL und DTL in DFD-Mashups

8

Ex.: Technical Space Treeware-XML

XML Mashups are special DFD

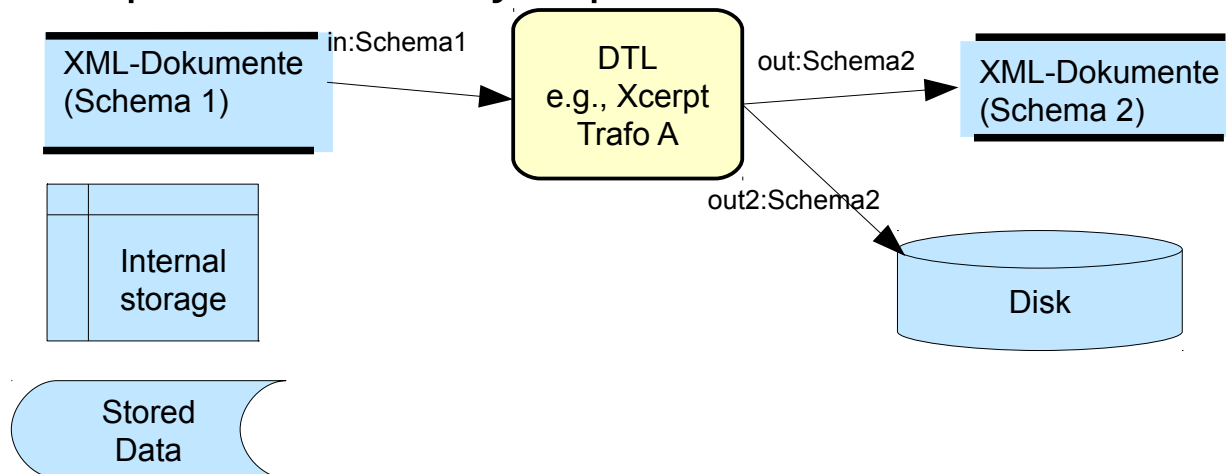
The example can be transferred to Graphware or  
Grammarware using other DQL and DTL



# Use of DQL and DTL in DFD (e.g., Mashups)

9

- ▶ DTL and DQL (Xquery, Xcerpt and others) can be employed as generators and transformers in DFD
  - A DDL describes the types of data on the streams (types, schemata)
  - String rewrite systems can be used to specify processes if streams transport texts
  - Term rewrite systems can be used to specify processes if streams transport trees
  - XML rewrite systems: With XML and XSD, Xcerpt can be used
  - Graph rewrite systems can be used if streams transport graphs
- ▶ Mashups are easily extensible, because channels can be replicated and extended
- ▶ Mashups are extremely important for extensible tools

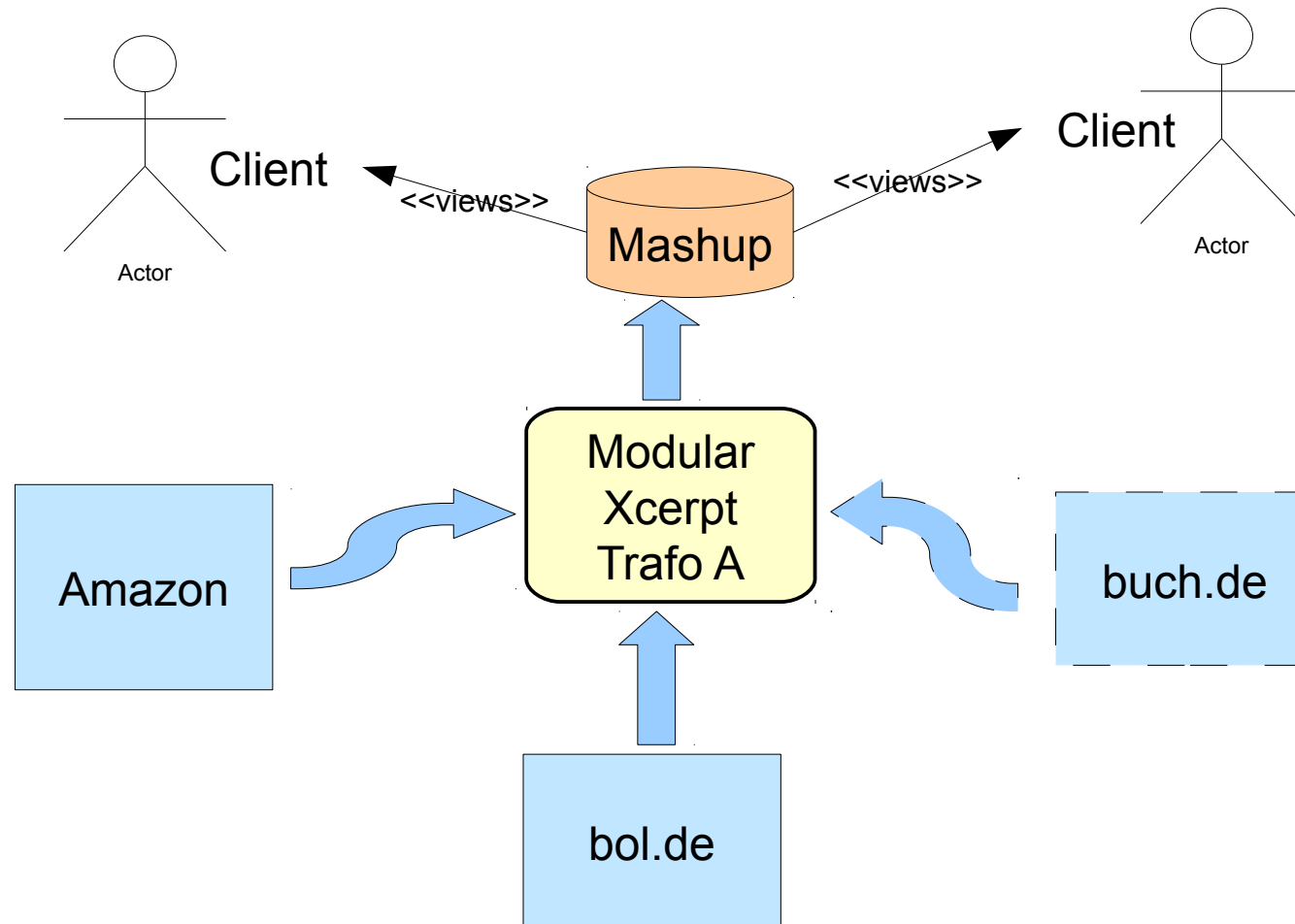


# XML-Mashups with Modular Xcerpt

10

Use Modular Xcerpt for creating a CD mashup of our favourite music LPs

- “mashing-up” freely available data from online stores
- easily extensible with new sources or processing steps

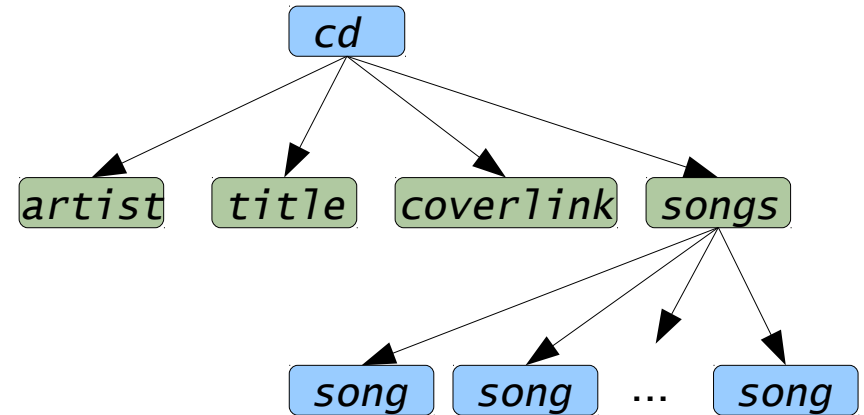


# Mashups with Modular Xcerpt

11

- ▶ First we need a data structure for CDs, so that we can use it for our virtual store of aggregated data
- ▶ Model with Xcerpt data terms (XML trees)

```
cd [  
  ▶ artist,  
  ▶ title,  
  ▶ coverlink,  
  ▶ songs [  
    ■ song, song ... song  
  ]  
]
```



# Mashups with Modular Xcerpt

12

- ▶ Next step: creating import modules to aggregate data from our sources

```
MODULE AmazonQuery
CONSTRUCT
public cd [
  artist [ var ARTIST ],
  title [ var TITLE ],
  coverlink [ var COVERLINK ],
  songs [
    all song [ var SONGTITLE ]
  ]
]
FROM
public html [
  head [[ ]],
  body [[
    var ARTIST, br,
    var TITLE, br,
    img {
      attributes {src { var COVERLINK }}
    },
    table [[
      tr [
        th [[ ]]
      ],
      tr[
        td [ var SONGTITLE ],
        td [[ ]]
      ]
    ]
  ]
]]
END
```



(Example HTML Source)

# Mashups with Modular Xcerpt

13

- ▶ Import modules are independent from a concrete source
  - pass the resource locations to the modules
  - collect all data from modules by introducing a virtualroot node (dummy)

```
MODULE MainProgram

IMPORT /import/AmazonQuery.mxcerpt AS Amazon
IMPORT /import/BuchdeQuery.mxcerpt AS BuchDE

CONSTRUCT to Amazon (
  var DATA
)
FROM
  in {
    resource { "file:data/amazon-blue_man_group-
              the_complex.html", "xml" },
    var DATA
  }
END

CONSTRUCT to BuchDE

...
END
```

```
// Filling variable CDINFO with
// dummy virtual root node
CONSTRUCT
  virtualroot [ all var CDINFO ]
FROM in Amazon (
  var CDINFO -> cd [[ ]]
)
END

CONSTRUCT
  virtualroot [ all var CDINFO ]
FROM in BuchDE (
  var CDINFO -> cd [[ ]]
)
END
```

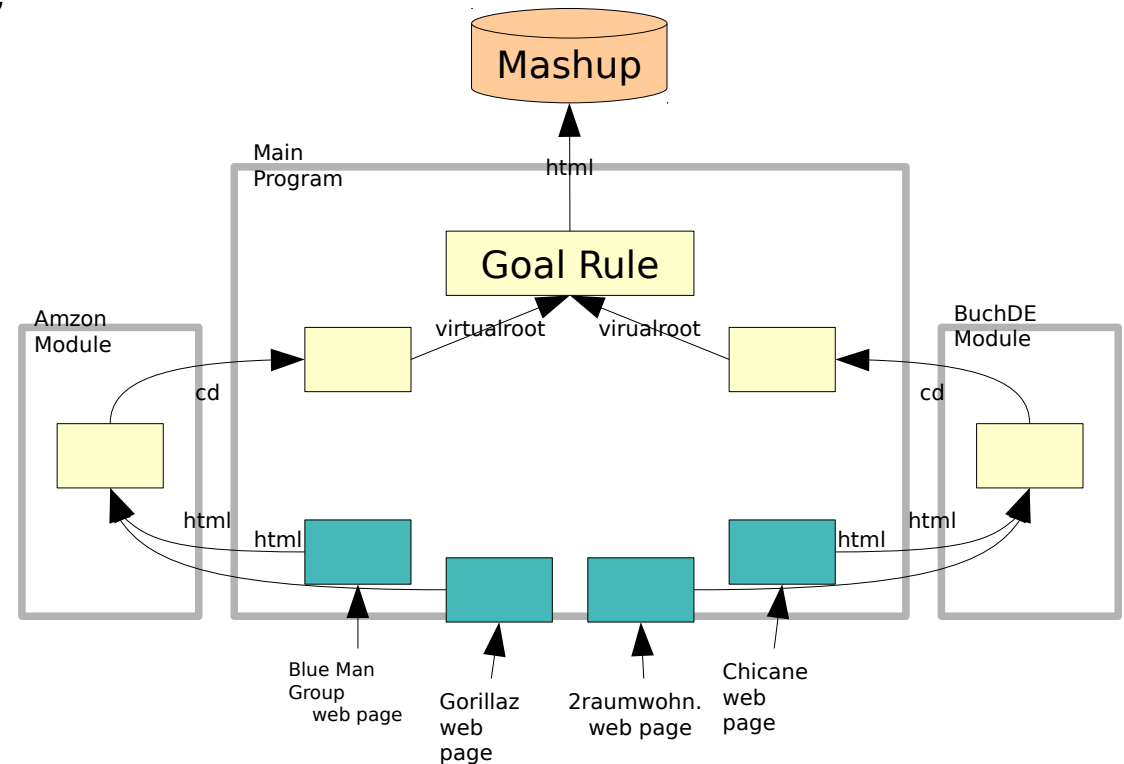
# Mashups with Modular Xcerpt

14

- ▶ Construct rules “mash up” the data – create a new webpage
  - in Xcerpt a goal rule must be specified (program entry point)

GOAL

```
out {
  resource {"file:mashup.html", "xml"},
  html [
    head [
      title ["Mashup"]
    ],
    body [
      table [
        all tr [
          td [ var ARTIST ],
          td [ var TITLE ]
        ]
      ]
    ]
  ]
}
FROM
virtualroot [[
  cd [[
    artist [ var ARTIST ],
    title [ var TITLE ]
  ]]
]]
END
```



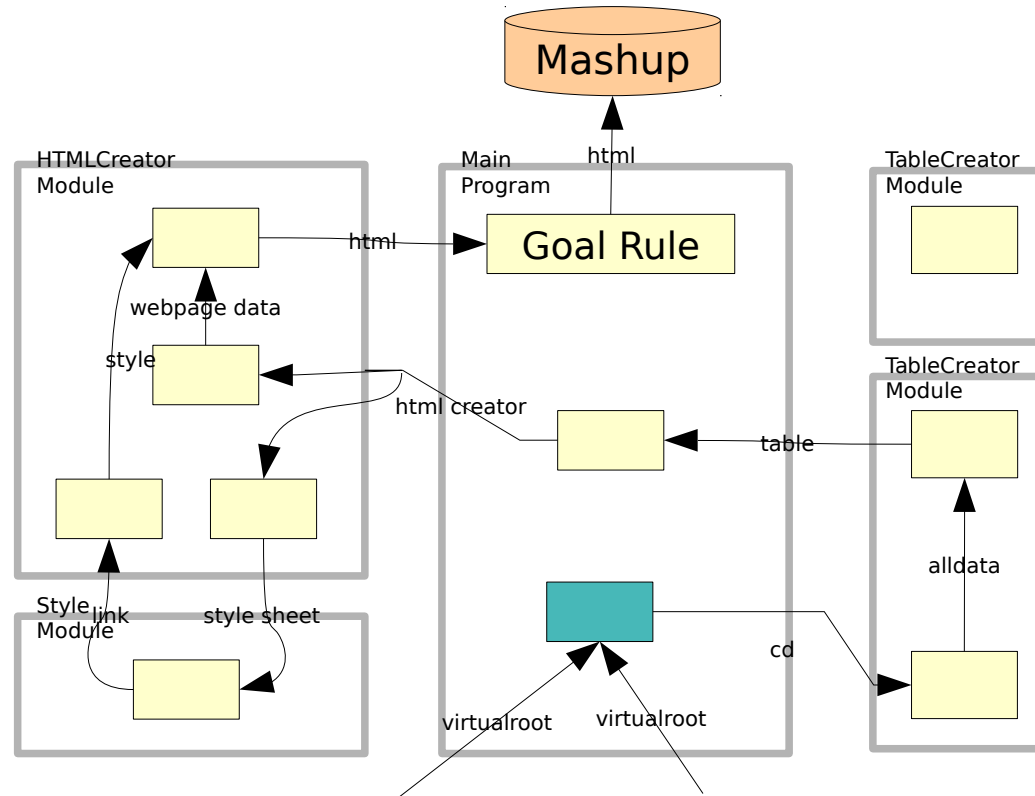
(Structure of the Modular Xcerpt program)



# Mashups with Modular Xcerpt

15

- ▶ Further decomposition of program possible
  - HTML creator can be an extra module
  - Table layout and style sheet linking can be made configurable



(advanced Modular Xcerpt program)

## 33.3. Aspect-Oriented XML-Weaving with XML Transformations

16

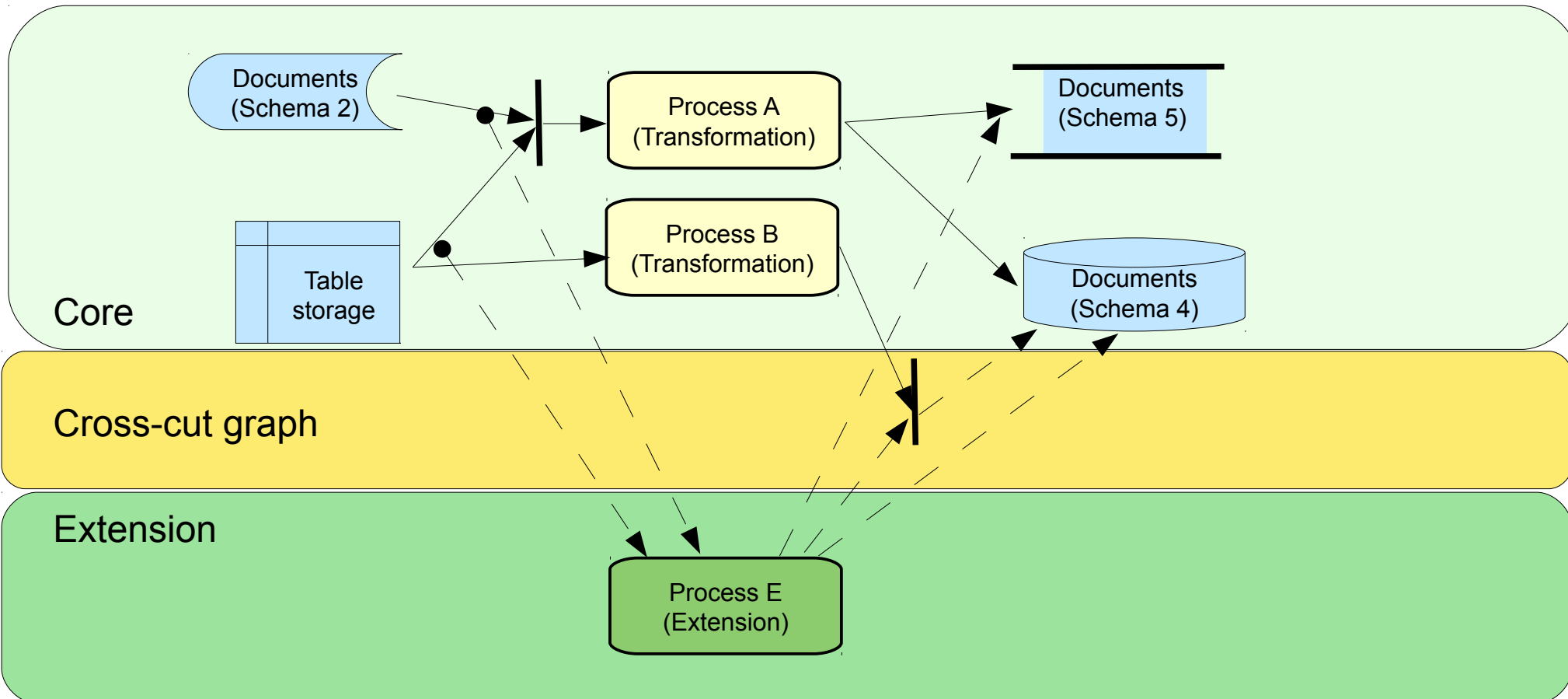
- For aspect-oriented extensions of DFD und Mashups



# Aspect-Oriented Tool Extension by Crosscut-Graph between Core and Extension

17

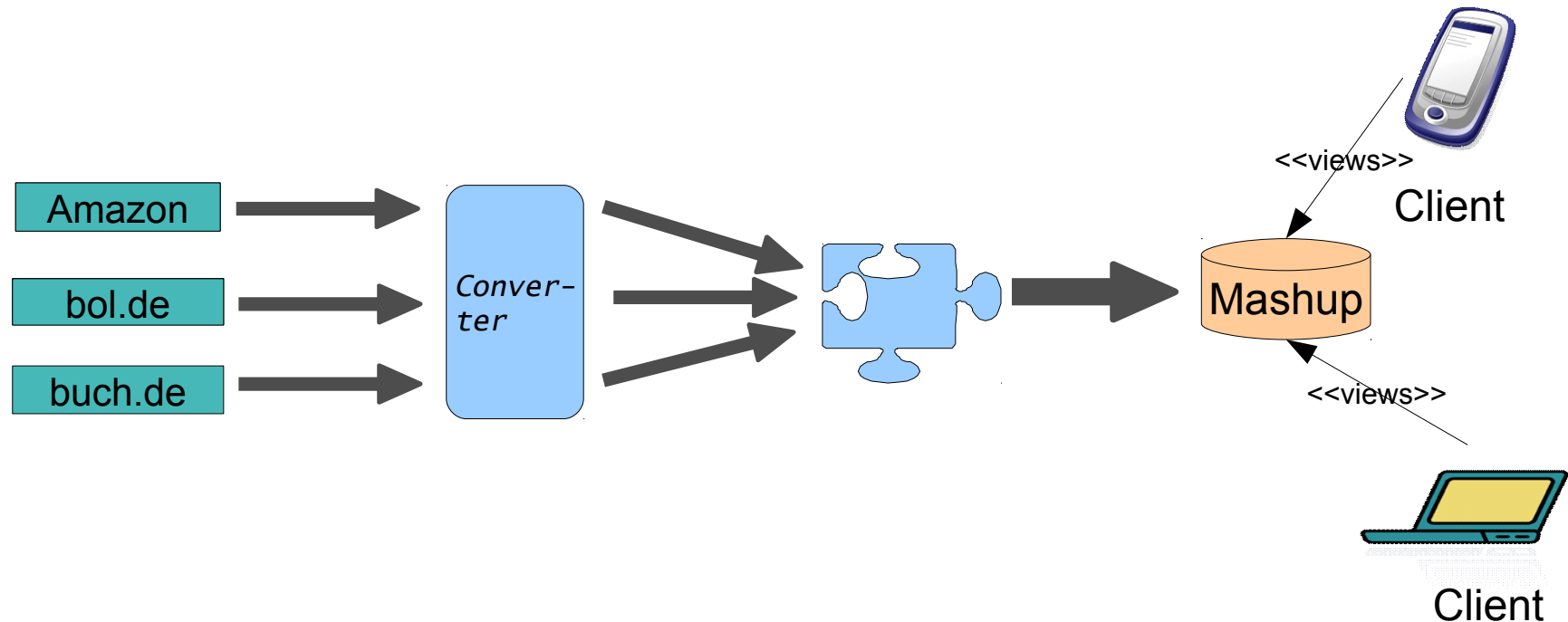
- ▶ If an extension extends many places in a core (scattering), a **crosscut-graph** results describing the scattering



# XML Adaptation Aspects (HyperAdapt Weaver)

18

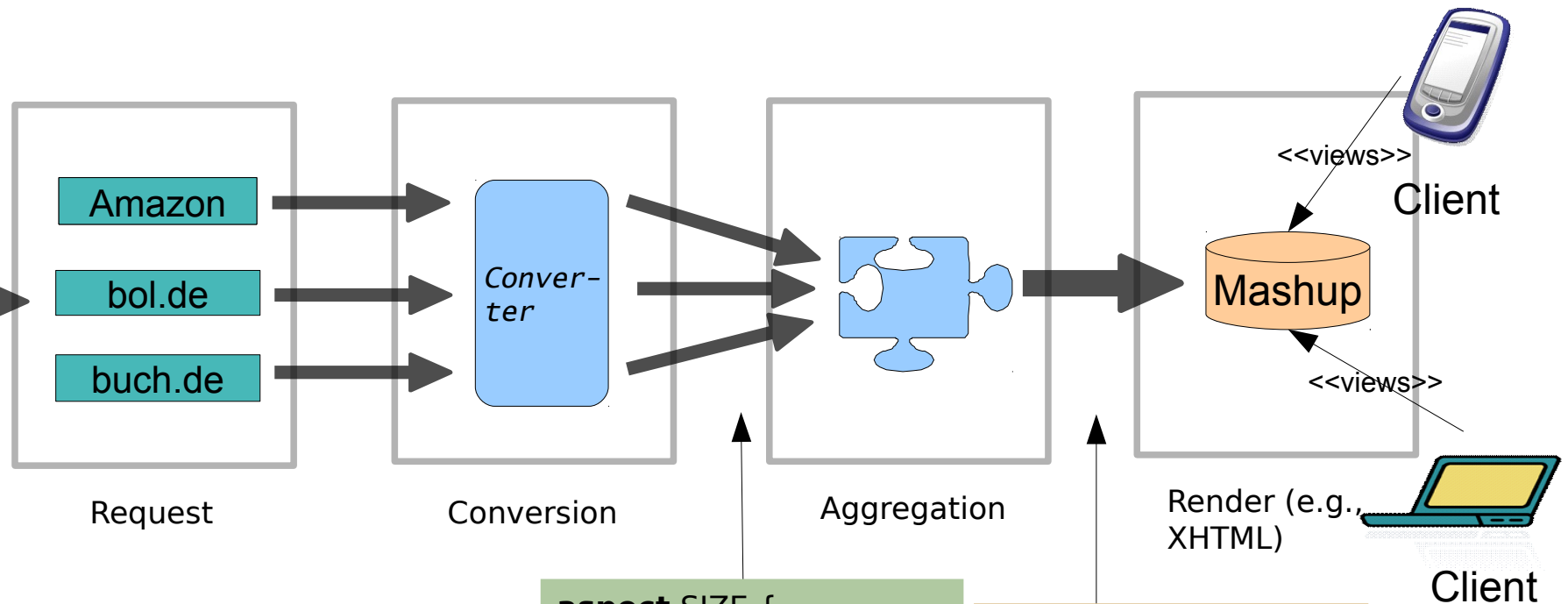
- ▶ Xcerpt mashups induce data-flow architecture
- ▶ Mashups should be rendered for different target devices, e.g., mobiles, tablets  
→ *Adaptation Aspects*



# XML Adaptation Aspects (HyperAdapt Weaver)

19

- ▶ The tool “HyperAdapt Weaver” modifies the streams by transformation: “aspect actions” are “woven” into the stream



```
aspect SIZE {  
  Before „Aggregation“  
  If (device=“mobile“)->  
  Action Choose SMALL  
  CD Cover Variant  
}
```

```
aspect LAYOUT {  
  Before „Render“  
  If (screen_w<“5cm“)->  
  Action Convert Layout  
}
```

# XML Adaptation Aspects (HyperAdapt Weaver)

20

- ▶ Example: Virtual Storage Music Database before aggregation phase as plain XML

- ▶ Selection of fragments with regard to device type (global variable)

```
<music-database xmlns:xsi="http://www.w3.org/2001/XMLSchema-instance"
xsi:schemaLocation="http://music.music.xsd" xmlns="http://music">
  <album inStock="Yes">
    <title>How to Be a Megastar-Live!</title>
    <artist>
      <pseudonym>Blue Man Group</pseudonym>
    </artist>
    <id>B00166GLVO</id>
    <edition>First</edition>
    <publisher>Rhino (Warner)</publisher>
    <image size="SMALL" url="..." />
    <image size="LARGE" url="...SS500_.jpg" />
    <image size="TINY" url="...SS500_tiny.jpg" />
    <media>
      <medium kind="CD">
        <tracks>
          <song name="Above" length="3.30" />
          <song name="Drumbone" length="3.25" />
          <song name="Time To Start" length="4.22" />
          <song name="Up To The Roof" length="4.16" />
          <song name="Altering Appearances" length="2.23" />
          <song name="Persona" length="4.12" />
          <song name="Your Attention" length="4.04" />
          <song name="Piano Smasher " length="6.01" />
          <song name="Shirts And Hats" length="4.40" />
          <song name="Sing Along" length="3.10" />
        </tracks>
      </medium>
    </media>
  </album>
</music-database>
```



```
aspect SIZE {
  Before „Aggregation“
  If (device="mobile")→
  Action Choose SMALL
  CD Cover Variant
}
```



(Pictures from amazon.de)

# XML Adaptation Aspects (HyperAdapt Weaver)

21

- ▶ Example: Document adaptation specified as HyperAdapt Adaptation Aspect, written in the XML-based HyperAdapt Aspect Language
  - Interpreting these aspects, the weaver weaves aspect slice into streams

```
<?xml version="1.0" encoding="UTF-8" ?>
<aspect name="choose-image">
  <interface>
    <core id="core" type="http://music" />
  </interface>
  <adviceGroup>
    <scope>
      <xpath>/music:music-database</xpath>
      <before>Aggregation</before>
    </scope>
    <advices>
      <chooseVariant>
        <pointcut>/music:album/music:image[1]</pointcut>
      </chooseVariant>
    </advices>
  </adviceGroup>
</aspect>
```

document namespace

process stage (joinpoint)

adaptation rule (advice)

# 33.4 Essential Decomposition of Tools



22



# Development with DFD

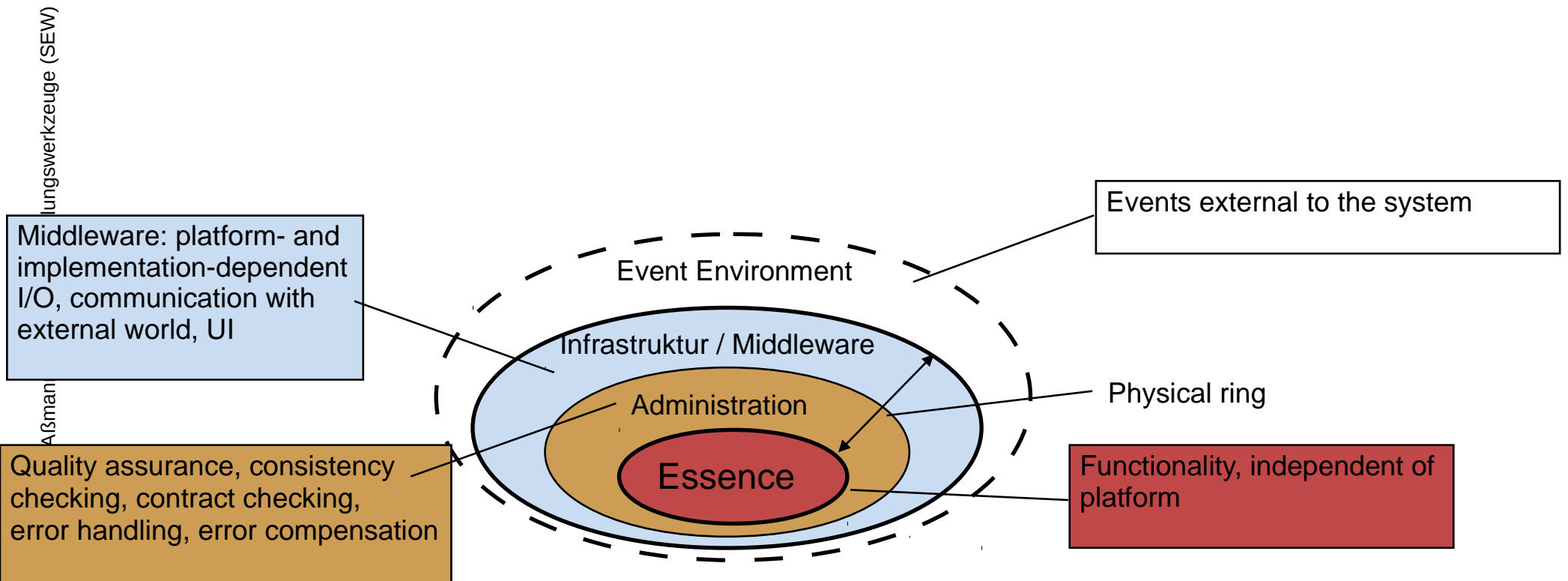
23

- ▶ **Prozess-oriented Refinement/Decomposition** refines processes/activities step by step into smaller processes (divide-and-conquer)
  - One dimension of decomposition
- ▶ **Essential Decomposition** uses aspect-oriented decomposition and distinguishes three aspects: [McMenamen/Palmer]
  - Essence (E): essential processes, activities, storage. Functionality that cannot be stripped
  - Administration (A): administrative activities (for consistency checking of data in internal storages; for contract checking of processes on input and output streams)
  - Infrastructure (I): activities for communication and adaptation to platform (platform-specific details)

# EAI-Decomposition

24

- ▶ **Essential decomposition (EAI decomposition)** separates the **essence** of a system from implementation-specific parts (**infrastructure**) and quality assurance (**administration**).
  - Essence assumes perfect technology [McMenamen/Palmer]
    - Processes do not need time, storage with unlimited capacity





# EAI-Decomposition of DFD-Based Tools

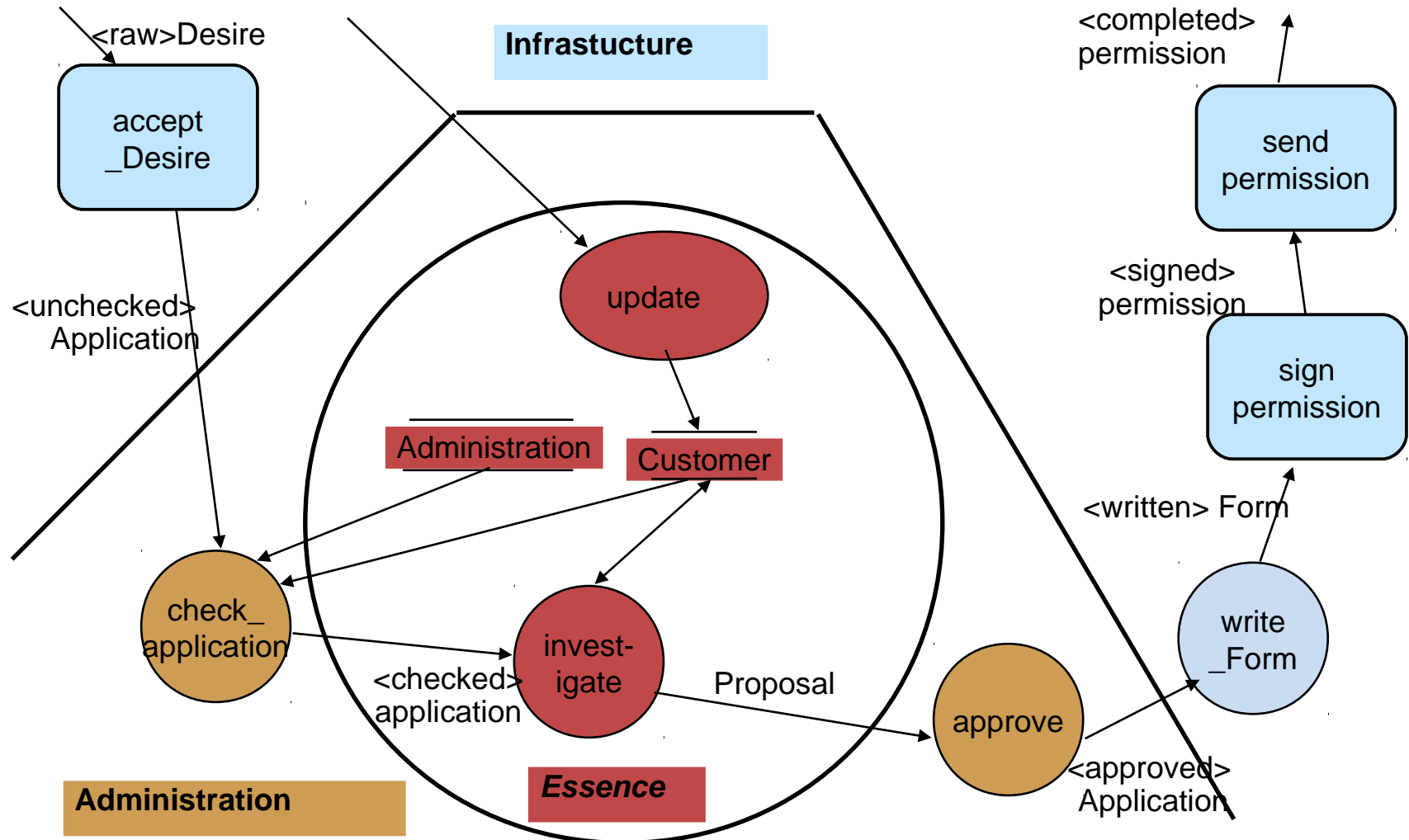
25

- ▶ With DFD, the decomposition into EAI-aspects (Essence, Administration, Infrastructure) is simple: by graph slicing
- ▶ EAI-aspects of a tool:
- ▶ Essence of a tool:
  - Functionality assuming perfect technology
- ▶ Administration of a tool:
  - Constraint checker, wellformedness checker on internal repository, contract checkers on streams
- ▶ Infrastructure of a tool:
  - Parser, tree constructor (import)
  - Pretty printer, code generator (export)

# Ex. EAI-Decomposition of a Process of a Tool “Task Management System”


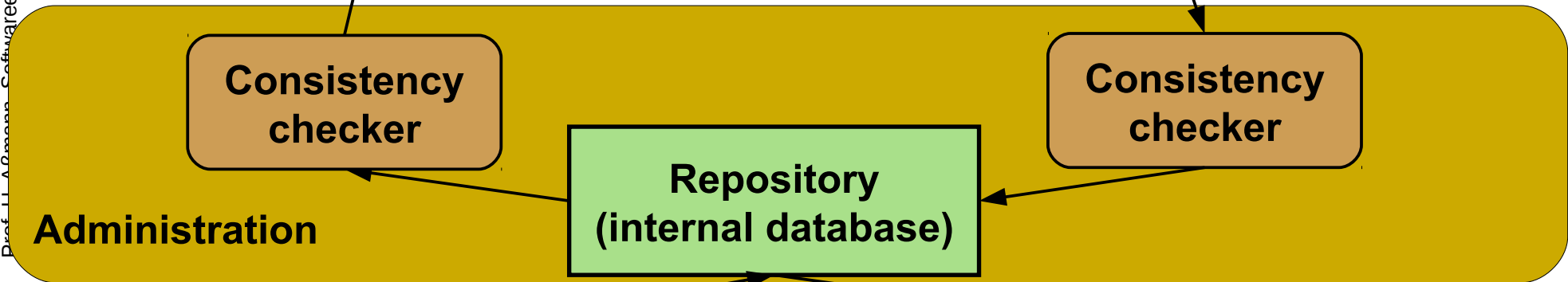
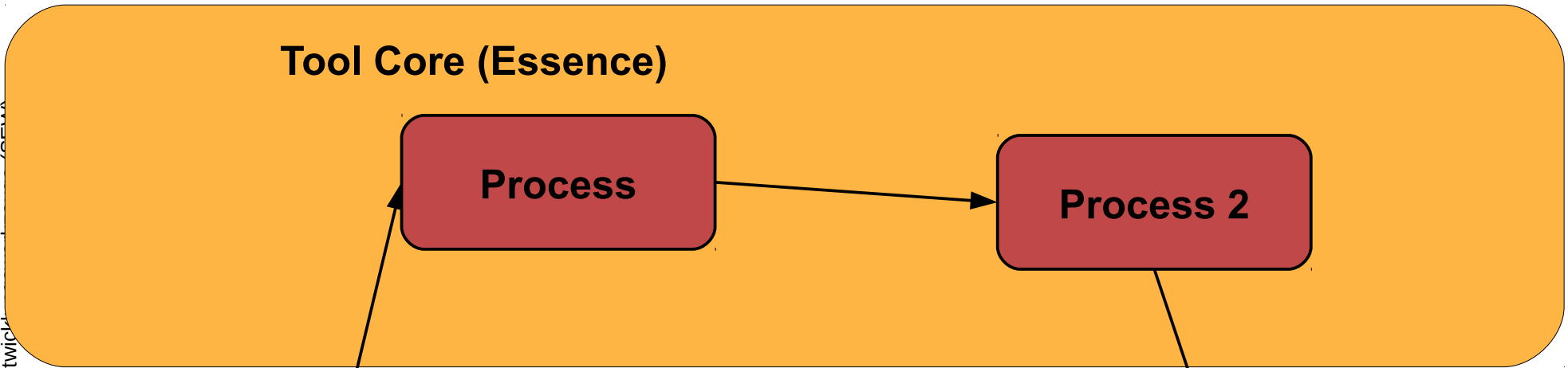
26

- ▶ EAI was invented for the Structured Analysis of applications, but can be used for tools



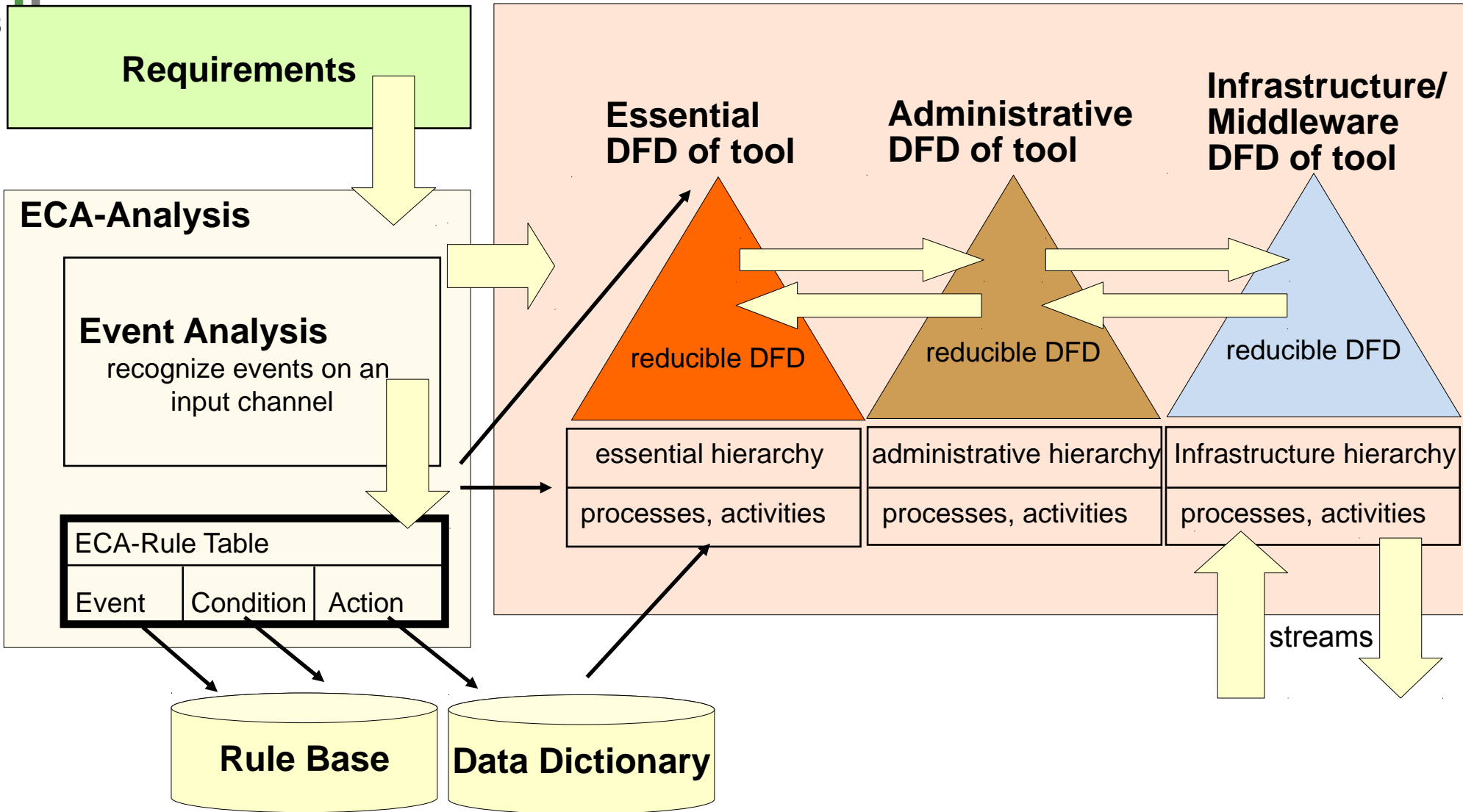
# EAI-Decomposition of a Stream-Based Tool

27



# Essential Structured Analysis for Tools

28



Prof. U. Alßmann, Softwareentwicklungswerkzeuge (SEW)



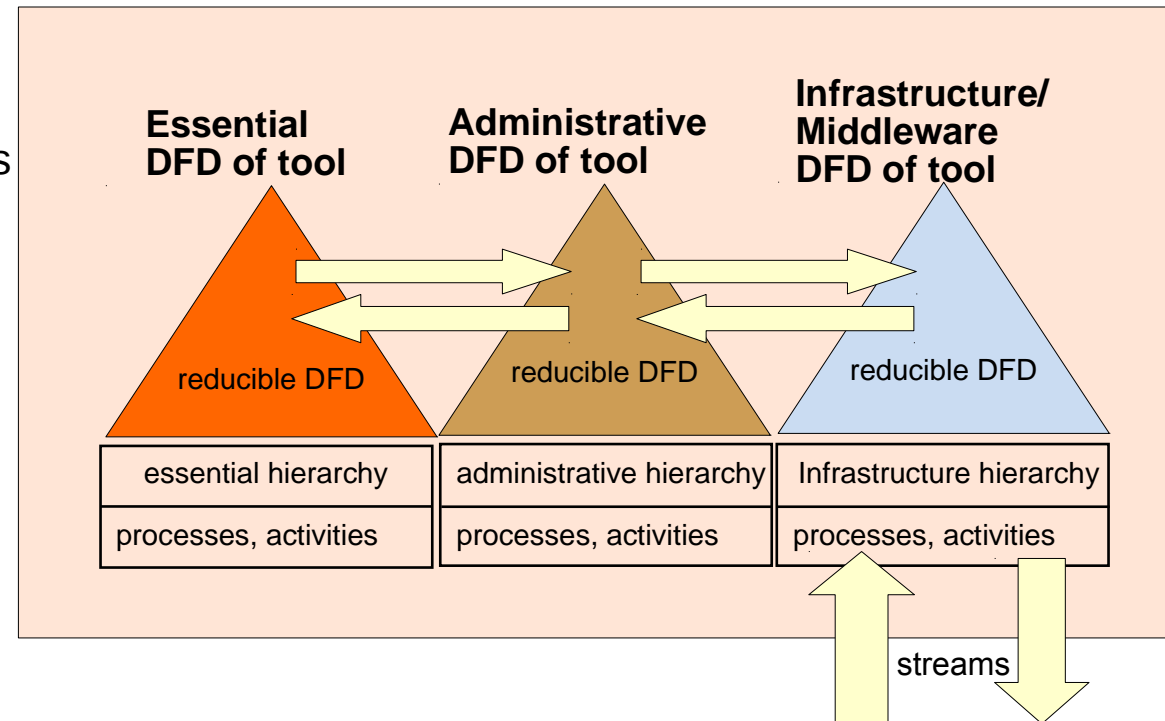
# 33.5 Composition of Stream-Based Tools

29

# Process for Composition of Stream-Based Tools

30

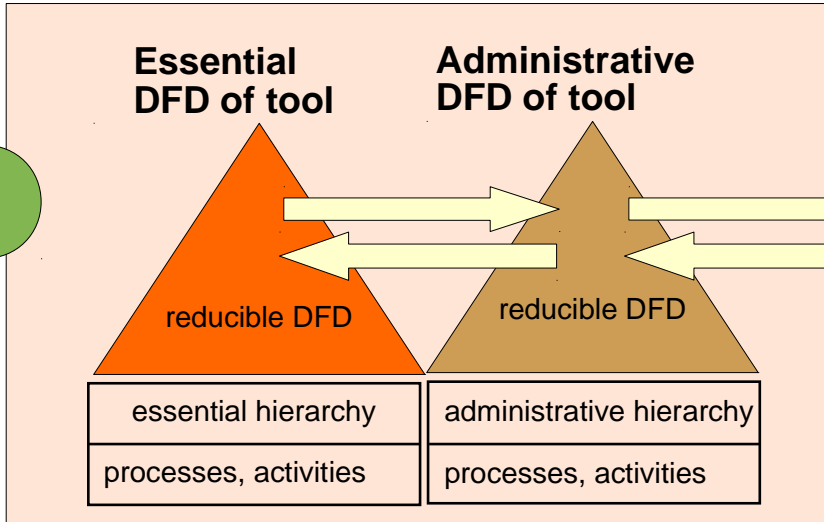
- 1) Strip the DFD: Strip Essence of Administration and Infrastructure:
  - 1) remove parser, printer, GUI, etc.
- 2) Compose the essential DFD of the tools
  - Extend and merge streams with the same schema (respect typing)
  - Extend core tools by asynchronous merge of output streams
  - Extend core tools by synchronous merge of output streams
  - Use aspect-oriented extension with cross-cut-graphs
- 3) Add Administration
- 4) Add Infrastructure to the composed DFD



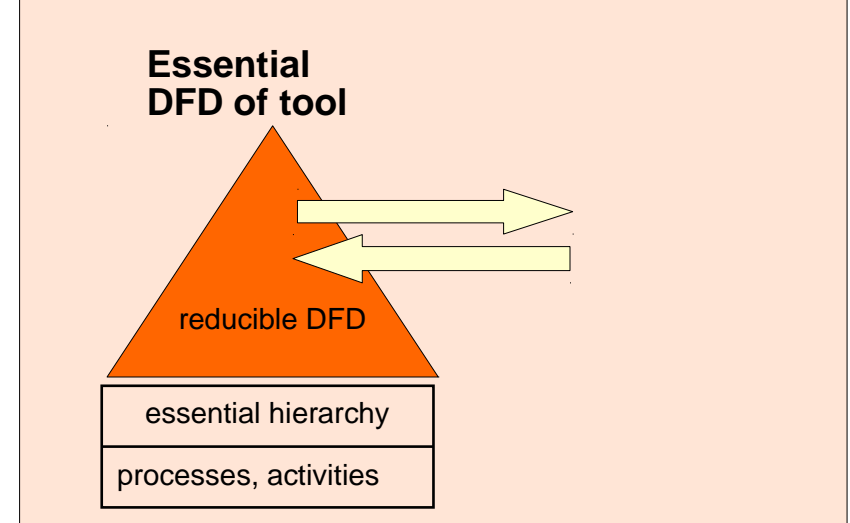
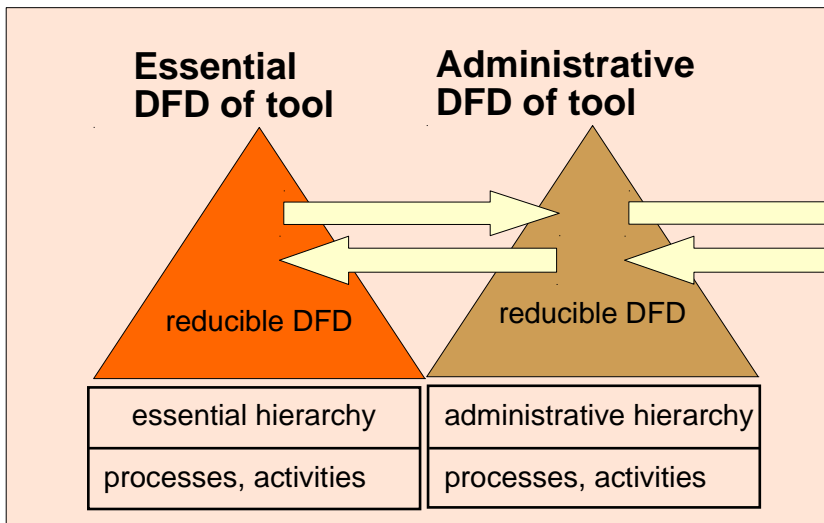
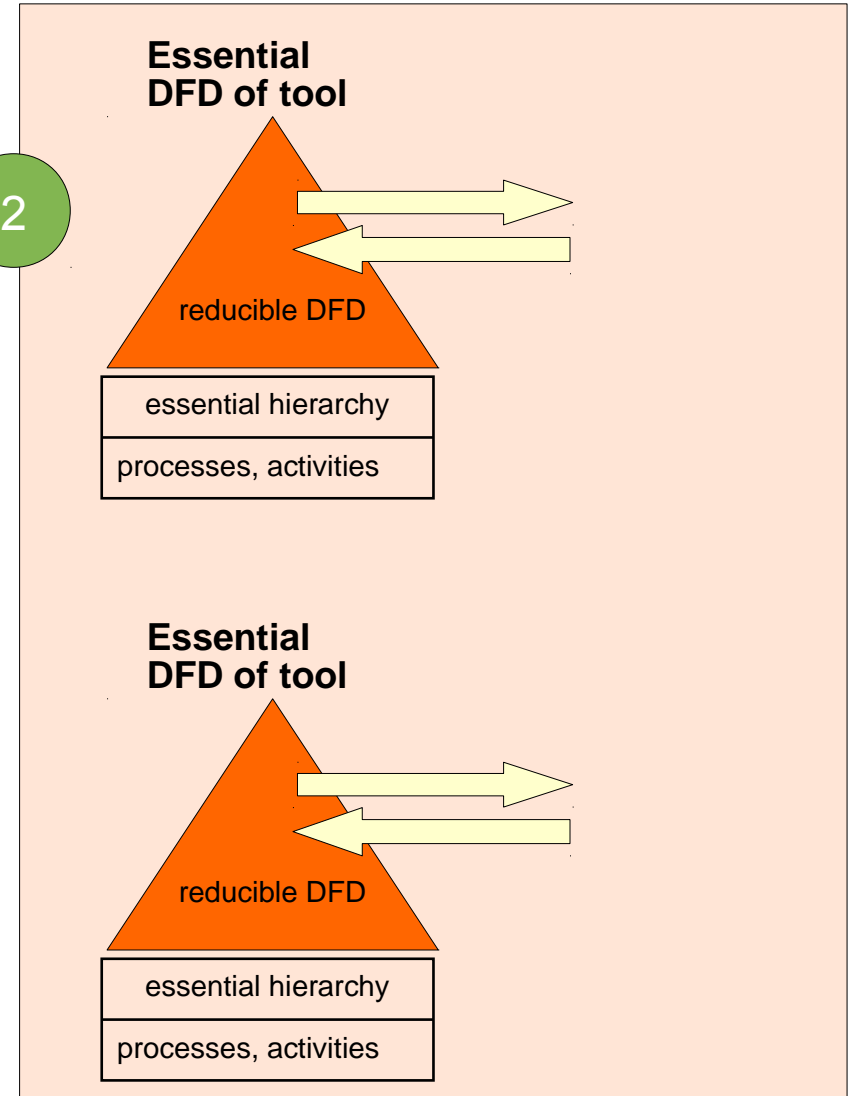
# 1) Strip Infrastructure 2) Strip Administration

31

1

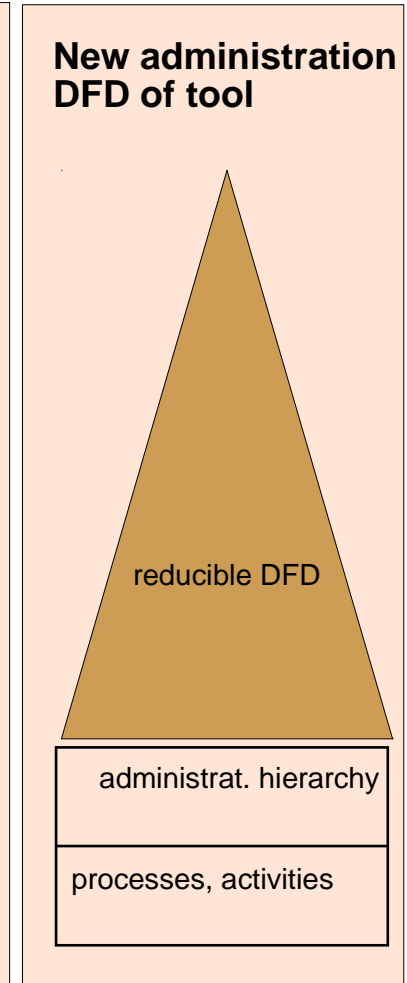
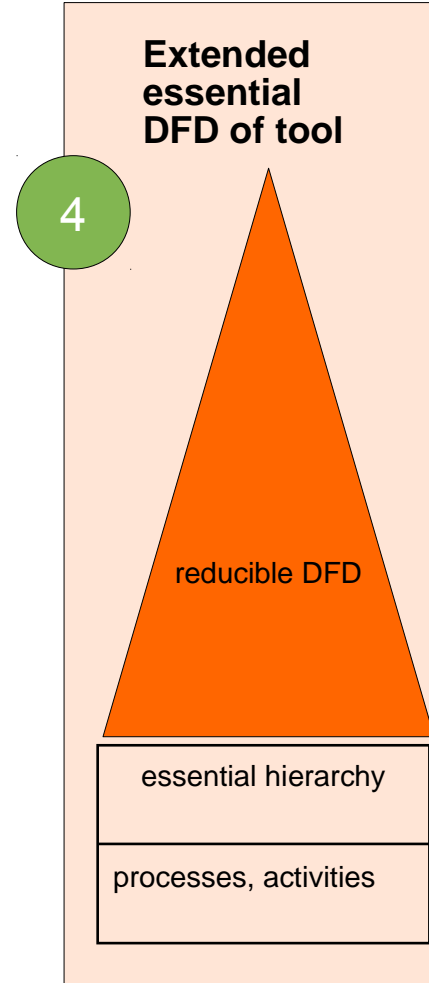
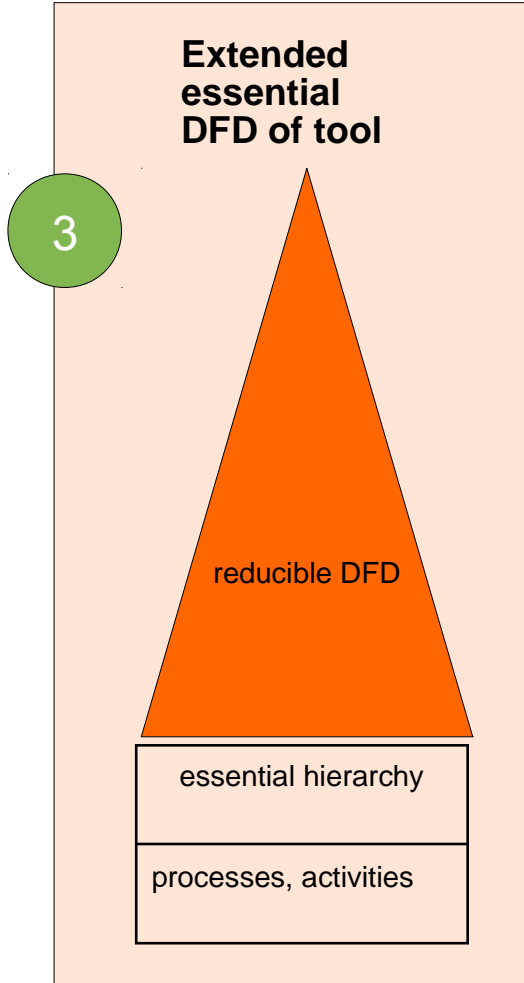
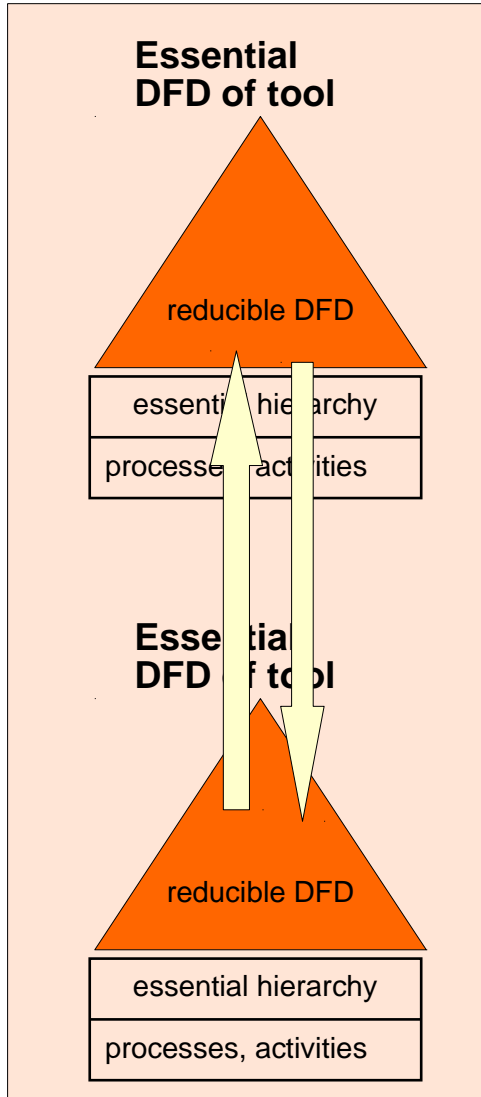


2



# 3) Extend Essence 4) Add Administration

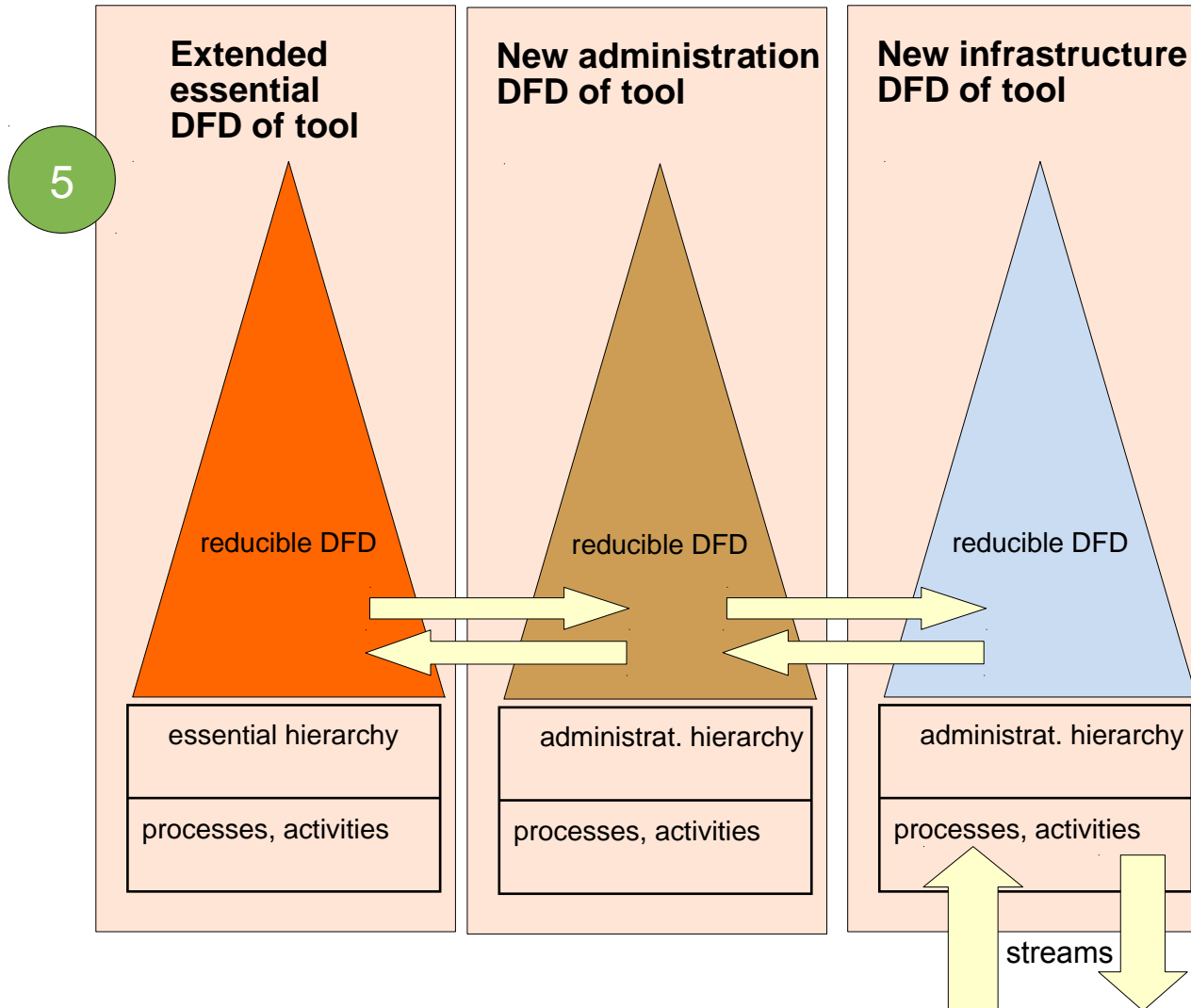
32





# 5) Add New Infrastructure

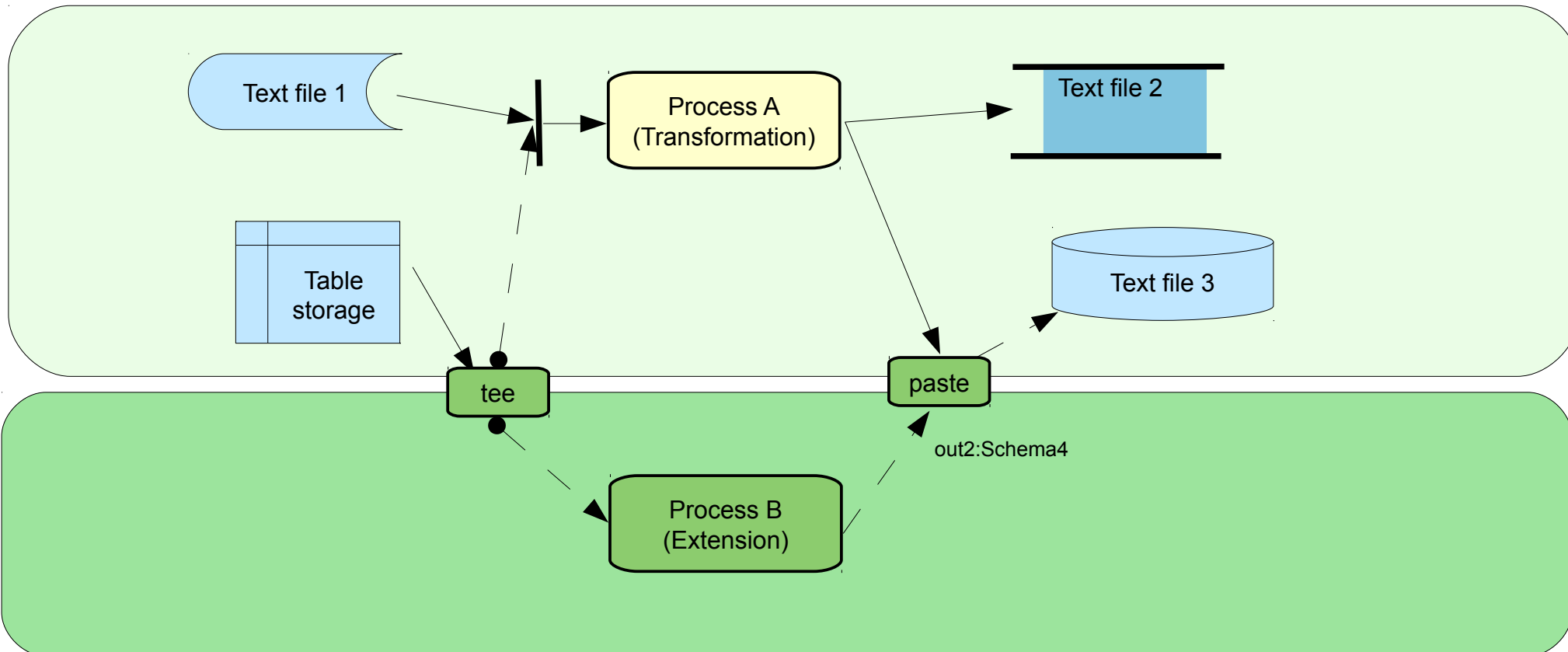
33



# Example: Shell Script Extension in Linux

34

- ▶ Streams are text streams (untyped)
- ▶ tee is a little filter replicating a text stream
- ▶ paste or lam are little filters merging two streams



# The End – What did we learn?

35

- ▶ Stream-based tools can easily be extended and composed
  - with input stream replication
  - with asynchronous or synchronous output stream merge
  - with aspect-oriented extension
- ▶ Tools should be composed only with regard to their Essence, disregarding Administration and Infrastructure aspects