

14. Layers of M2 in a Technical Space (Language Families and Composition of Tools)

Prof. Dr. U. Aßmann
Technische Universität Dresden
Institut für Software- und
Multimediatechnik
[http://st.inf.tu-dresden.de/
teaching/most](http://st.inf.tu-dresden.de/teaching/most)
Version 21-1.1, 20.11.21

- 1) Problem of Tool Composition
- 2) Data definition languages
- 3) Query languages
- 4) Constraint languages
- 5) Reuse languages
- 6) Transformation and Restructuring languages
- 7) Behavior specification languages
- 8) Language families in several technical spaces
- 9) ..and all together now...



Die Metasprachen bzw DDL müssen
auseinander aufgebaut werden.

Obligatory Literature

- ▶ http://en.wikipedia.org/wiki/List_of_UML_tools
- ▶ [Damm] Werner Damm, Angelika Votintseva, Alexander Metzner, Bernhard Josko, Thomas Peikenkamp, Eckard Böde. Boosting Re-use of Embedded Automotive Applications Through Rich Components, Elsevier 2005.
 - <https://www.researchgate.net/publication/228628645>

References

- ▶ [Vered Gafni] Presentation Slides about the Heterogeneous Rich Component Model (HRC).
- ▶ †[CSL] The SPEEDS Project. Contract Specification Language (CSL)
 - http://www.speeds.eu.com/downloads/D_2_5_4_RE_Contract_Specification_Language.pdf
- ▶ †[HRC-MM] The SPEEDS project. Deliverable D.2.1.5. SPEEDS L-1 Meta-Model, Revision: 1.0.1, 2009
 - http://speeds.eu.com/downloads/SPEEDS_Meta-Model.pdf
 - <http://www-verimag.imag.fr/SPEEDS.html?lang=en>
- ▶ †[HRC-Kit] The SPEEDS project. SPEEDS Training Kit.
 - http://www.speeds.eu.com/downloads/Training_Kit_and_Report.zip
 - Training_Kit_and_Report.pdf: Overview
 - Contract-based System Design.pdf: Overview slide set
 - ADT Services Top level Users view.pdf: Slide set about different relationships between contracts
- ▶ G.Gößler and J.Sifakis. Composition for component-based modeling. Science of Computer Programming, 55(1-3):161–183, 2005.
- ▶ Jendrik Johannes. Component-Based Model-Driven Software Development. PhD thesis, Technische Universität Dresden, December 2010. <http://nbn-resolving.de/urn:nbn:de:bsz:14-qucosa-63986>



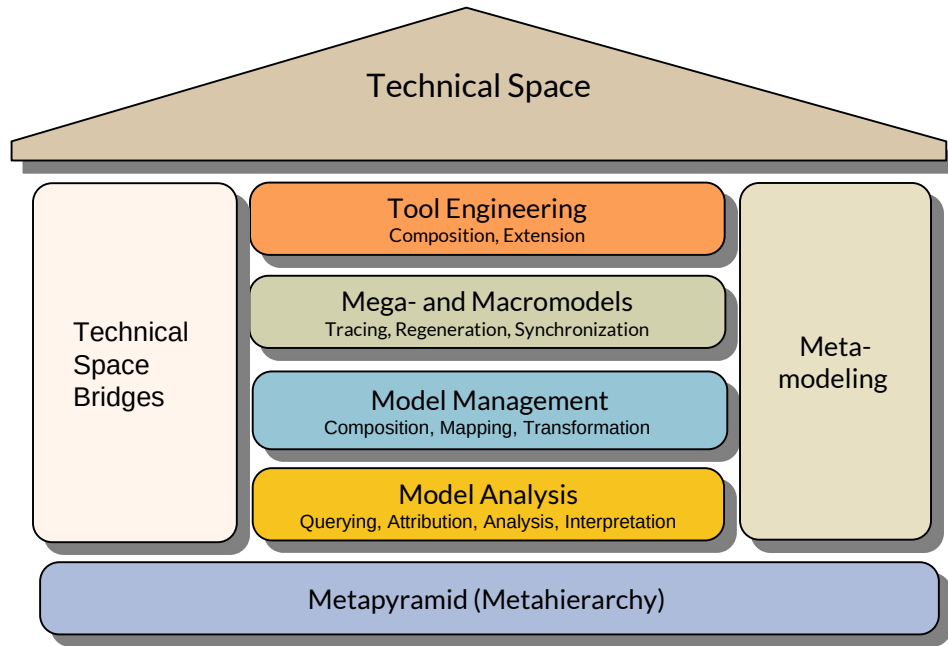
Other Literature

- ▶ Informatik Forum <http://www.infforum.de/>
- ▶ Data-Flow Diagrams:
 - De Marco, T.: Structured Analysis and System Specification; Yourdon Inc. 1978/1979. Siehe auch Vorlesung ST-2
 - McMenamin, S., Palmer, J.: Strukturierte Systemanalyse; Hanser Verlag 1988
- ▶ Workflow languages:
 - ARIS tool (IDS Scheer, now Software AG)
 - http://en.wikipedia.org/wiki/Architecture_of_Integrated_Information_Systems
- ▶ Big CASE IDE
 - MID Innovator (insbesondere für Informationssysteme)
 - <http://www.modellerfolg.de/>
 - MagicDraw <http://www.nomagic.com/>



14.1 Basic Techniques of Software Engineering, Language Families, and Tool Composition

Q10: The House of a Technical Space



Metamodel Layering for Language Families

- ▶ M2 can systematically be divided into **M2 layers (metamodel layer cake)**
 - with metamodel packages in **language families** for:
 - Language engineering by composition
 - Tool construction by composition
 - Method and process engineering by composition of basic techniques
- ▶ Improves Tool engineering, Productivity of Process (Process Engineering), Test engineering, Simulation engineering
- ▶ Indirectly: Reliability of Software, Evolvability
- ▶ Different forms of Systems need different M2 layers:

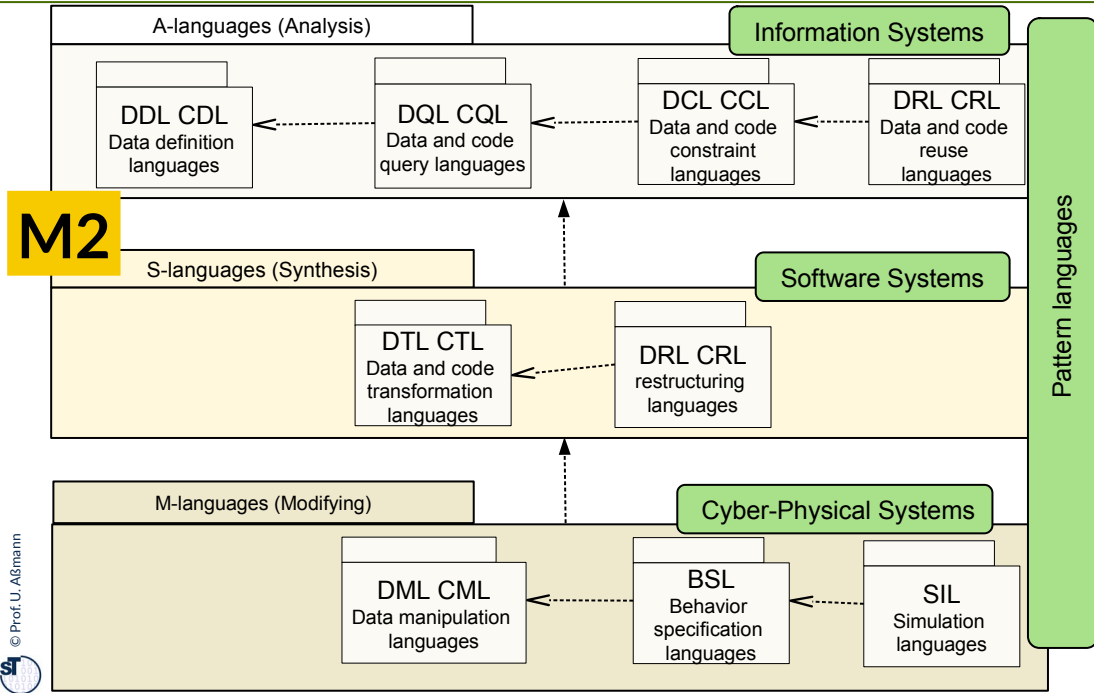
Cyber-Physical Systems

Software Systems

Information Systems



Basic Language Families (Layer Structure of M2, Metamodel Layer Cake)



Basic Language Families (Structure of M2)

- ▶ **Data and code modeling with definition languages (DDL, CDL)**
 - DDL form the basic packages of M2 to be imported by all other packages
 - Ex: lifted metamodels, such as EBNF-Grammars, Relational Schema (RS), Entity-Relationship-Diagrams (ERD), UML-CD, SysML-Component diagrams
 - In the metahierarchy, code covers M3-M0, because M0 is populated by objects of the dynamic semantics
 - Data does not have dynamic semantics, so it only covers M3-M1 (or M2-M0); however, when data is loaded as code, it changes its nature.
- ▶ **Analysis languages (A-languages):**
 - Queries with **query languages** (DQL, CQL)
 - Consistency checking with data and code **constraint languages** (DCL, CCL) on wellformedness of data and code
 - **Reuse languages: Contract languages and composition languages**
 - Architectural description languages (ADL)
 - Template-Sprachen (template languages, TL) → course CBSE

Information Systems



Basic Language Families (Structure of M2) (ctd.)

- ▶ **Synthesis languages (S-languages)** Software Systems
 - **Declarative Transformation Languages (DTL, CTL)**
 - Data flow diagrams (DFD)
 - Term- und graph rewrite systems
 - XML transformation languages
 - **Restructuring Languages** (transformation languages retaining semantics, DRL, CRL)
 - **Wide Spectrum Languages** for refinement (**broadband languages, Breitbandsprachen**)
 - **Data exchange languages** (data exchange languages) Cyber-Physical Systems
- ▶ Data and State **Manipulation Languages (M-languages)**
 - (non-declarative) Data manipulation languages (DML)
 - Workflow Languages, Petri Nets, Imperative languages
- ▶ Languages for **behavior specification language (BSL)**
 - Action-based state transition systems (finite automata and transducers)
 - Condition-Action-languages, Event-Condition-Action-languages (ECA)
- ▶ **Simulation languages** (Modelica, Simulink, OpenFoam) for discrete, continuous, and hybrid systems



© Prof. U. Altmann

Public domain

https://cdn.pixabay.com/photo/2017/05/14/20/11/simulator-2312973_960_720.jpg

- ▶ A software factory uses many base techniques and languages
- ▶ There is no homogeneous software construction
- ▶ Example: New electric car platform of VW and its design tool

A **software factory** is an environment to produce software and CPS product lines

- based on metamodeling, macromodels and pattern languages
- in one technical space or bridging several technical spaces

How to compose *languages* for a heterogeneous software factory?



14.2 Data Definition Languages (DDL) and Code Definition Languages (CDL)

The basic layer of M2

Usually lifted to M3 (i.e., self-descriptive)

All materials are shaped by a DDL or CDL



Data Dictionaries (Data Catalogues) as Basis for all Tools and IDE

- ▶ A **data dictionary (data schema)** contains all types of data flowing through a system, including those stored in a repository (on M1)
 - Scope: local for an application, for several applications, for an entire company or even for a supply chain
 - A data dictionary is a special kind of model repository
 - If the data are models, it is called **metamodel repository**
- ▶ A **homogeneous data dictionary** is specified in a DDL
 - EBNF defines text languages (sets of text types)
 - Relational Schema (RS) defines relations and tables
 - XML Schema (XSD) defines tree languages
 - ERD or UML-CD define graph languages
- ▶ A **heterogeneous data dictionary** is specified in several DDL
 - Usually, software factories maintain heterogeneous metamodel repositories

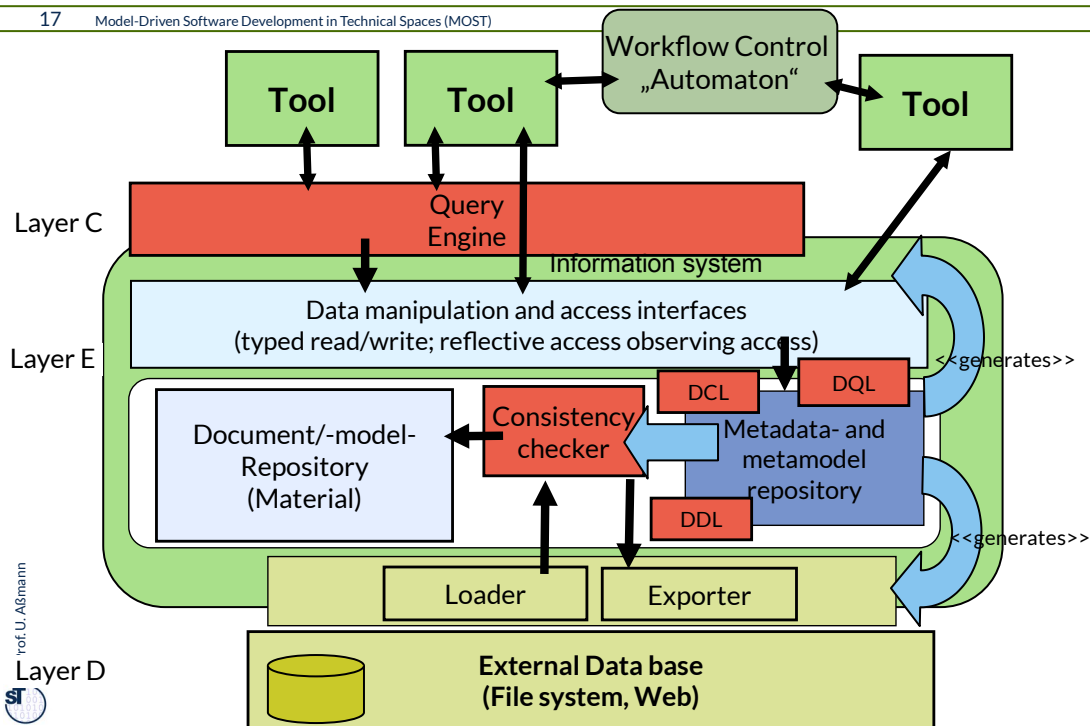
Information Systems are based on DDL

- ▶ An **information system** is a software system conducting data analysis about a repository
 - Data warehouses, business intelligence, data analytics
- ▶ A **stream-based information system** is a software system conducting data analysis on a set of data streams

- ▶ Every software tool, every IDE, every software factory relies on an information system
 - maintaining artefacts (data, programs, models, documents)
 - giving information about them
 - typed by the types in a data dictionary
- ▶ The data dictionary is described in a **data definition language (DDL)** or **code definition language (CDL)**
- ▶ The repository and the data streams are queried and analyzed by A-languages

Q7: Standalone Tool Architecture with Data Sharing in a Metamodel-Driven Repository

17 Model-Driven Software Development in Technical Spaces (MOST)



A microtool is a function in a tool usually implemented as a Command Object.

14.3 Query Languages (QL)

DQL – Data Query Languages

CQL – Code Query Languages

*All materials are queried by technical tools
shaped by a DQL or CQL.*



DRESDEN
concept
Exzellenz aus
Wissenschaft
und Kultur

- ▶ Querying a tool's internal repository
 - Pattern matching of structural patterns
 - Joining information
 - Reachability queries
- ▶ Metrics : counting of patterns
- ▶ Analysis: Deeper knowledge (implicit knowledge)
 - Program and model analyses on value and type flow

14.4 Constraint Languages (DCL,CCL) for Consistency Checking

All materials are constraint-checked by technical tools shaped by a DCL or CCL.



DRESDEN
concept
Exzellenz aus
Wissenschaft
und Kultur

Well-formedness of Metamodels and Data Dictionaries

A **model** is **well-formed (consistent)**, if it fulfils the context-sensitive constraints (integrity rules, consistency rules) of its metamodel.

A **metamodel** is **wellformed**, if it fulfils the context-sensitive constraints of its metamodel.



A **model repository (data dictionary)** is **wellformed**, if all contained models fulfil its context-sensitive constraints.

A **metamodel repository** is **wellformed**, if it fulfils all its context-sensitive constraints.



A **multimodel** is **wellformed**, if it fulfils all its context-sensitive constraints. Then it is called a **consistent multi- or macromodel**.

Das hier muss eigentlich nach der DCL gelehrt werden

A **reuse language** is a (sub-)language controlling the reuse of program or model elements (modularity).

Examples:

- ▶ **Visibility languages** define constructs for the visibility and reuse of model elements
- ▶ **Contract languages** check whether components, modules, classes, procedures and methods are applied correctly
- ▶ **Interface definition languages** describe types for interfaces in different languages, for heterogeneous software
 - see course CBSE
- ▶ **Component model definition languages** define reuse languages and contract languages [Johannes-PhD]



Das hier muss eigentlich nach der DCL gelehrt werden

14.5 Data Transformation Languages (DTL)

Text, XML, Term, and Graph Rewriting
see separate Chapter



DRESDEN
concept
Exzellenz aus
Wissenschaft
und Kultur

DTL and DML

- ▶ A DML (data manipulation language, Datenmanipulationsprachen) is used to transform data
- ▶ **Declarative DTL (Datentransformationsprachen, DTL)** consist of declarative rule systems transforming a repository
 - Term rewriting for trees, terms, link trees, and XML trees
 - Graph rewriting for graphs
- ▶ **Imperative DML (general DML)** know states and side effects.

Restructuring Languages (DRL)

- ▶ **Restructuring** means to transform while to retain invariants.
- ▶ A **restructuring language** is a DTL giving guarantees about the transformed materials.
- ▶ A **refactoring language** restructures code and retains some of its invariants
- ▶ Languages for **Refinement**:
 - Refinement means that a transformed program *implies the semantics* of the original
 - A **wide spectrum language** transforms programs by refinement, generating more and more versions *implying* the requirements specification (the original)

14.6. Behavior Specification Languages (BSL)

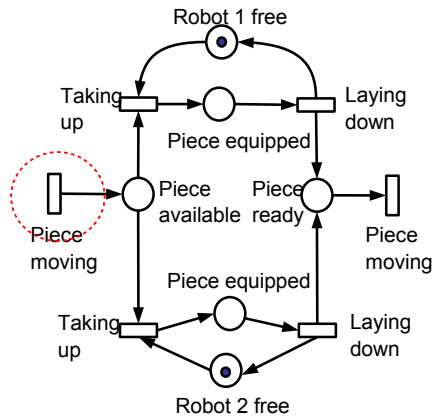
All automata (workflow engines) in a TS execute workflows written in a BSL.



DRESDEN
concept
Exzellenz aus
Wissenschaft
und Kultur

Automaten, Petri-Nets, DFD and Workflow Languages

- ▶ **State-oriented Behavior specification languages** enable the specification of **interpreters (operational dynamic semantics)** and **simulators** (interpreters with a specific platform)
- ▶ Automata, Transducers, Statecharts → course Softwaretechnologie-I
- ▶ DFD, Petri-Nets and Workflow languages → course Softwaretechnologie-II
- ▶ Event-condition-action languages (ECA languages) → course Softwaretechnologie-II

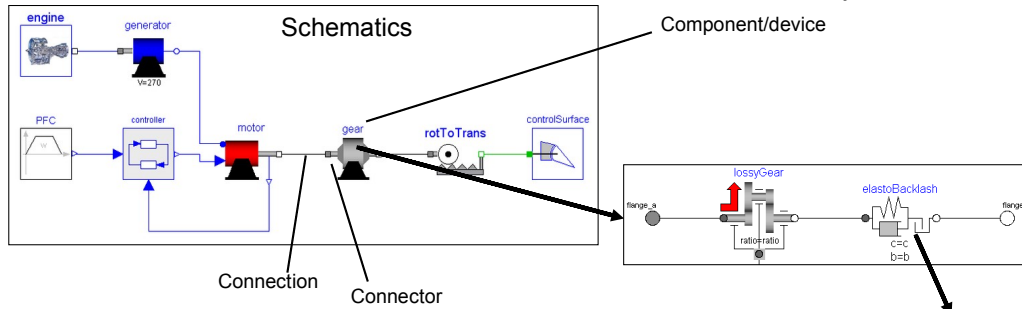


[Balzert]

14.6.1. Simulation Languages (SL)



Modelica Users View



• Each **Icon** represents a **physical component**.
(electrical resistance, mechanical device, pump, ...)

• A **connection line** represents the actual physical **coupling** (wire, fluid flow, heat flow, ...)

• A component consists of **connected** sub-components
(= hierarchical structure) and/or is described by **equations**.

• By **symbolic** algorithms, the high level Modelica description is transformed into a set of explicit differential equations:

```
equation
  0 = flange_a.tau + flange_b.tau;
  phi_rel = flange_b.phi - flange_a.phi;
  w_rel = der(phi_rel);
  ...
```

$$0 = \mathbf{f}(\dot{\mathbf{x}}(t), \mathbf{x}(t), \mathbf{y}(t), t)$$

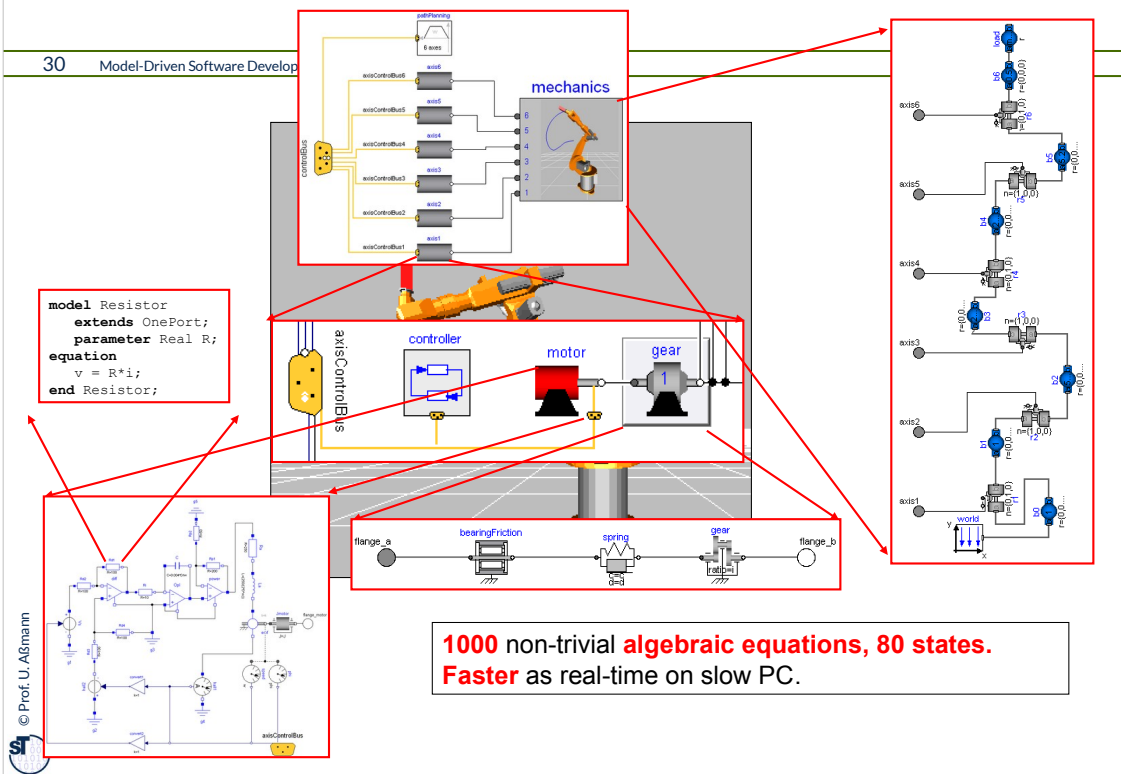
$$\dot{\mathbf{x}}(t) = \mathbf{f}(\mathbf{x}(t), t)$$

$$\mathbf{y}(t) = \mathbf{f}(\mathbf{x}(t), t)$$



Example: Industrial Robots (from Modelica.Mechanics.MultiBody.Examples.Systems.RobotR3.fullRobot)

30 Model-Driven Software Develop

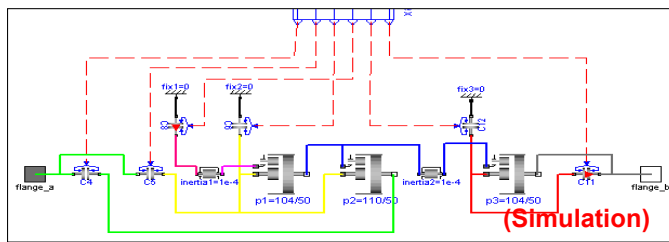
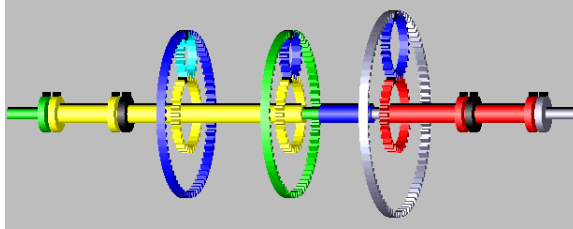


1000 non-trivial algebraic equations, 80 states.
Faster as real-time on slow PC.

© Prof. U. Aßmann

Example: Hardware-in-the-Loop Simulation of automatic gear boxes (different vehicle manufacturers)

Electronic Control Unit
(Hardware)



+ driver + engine
+ 1D vehicle dynamics



14.7 Examples of Language Families on the M2 Layers

Every technical space has a language hierarchy on M2 with a similar, layered structure.

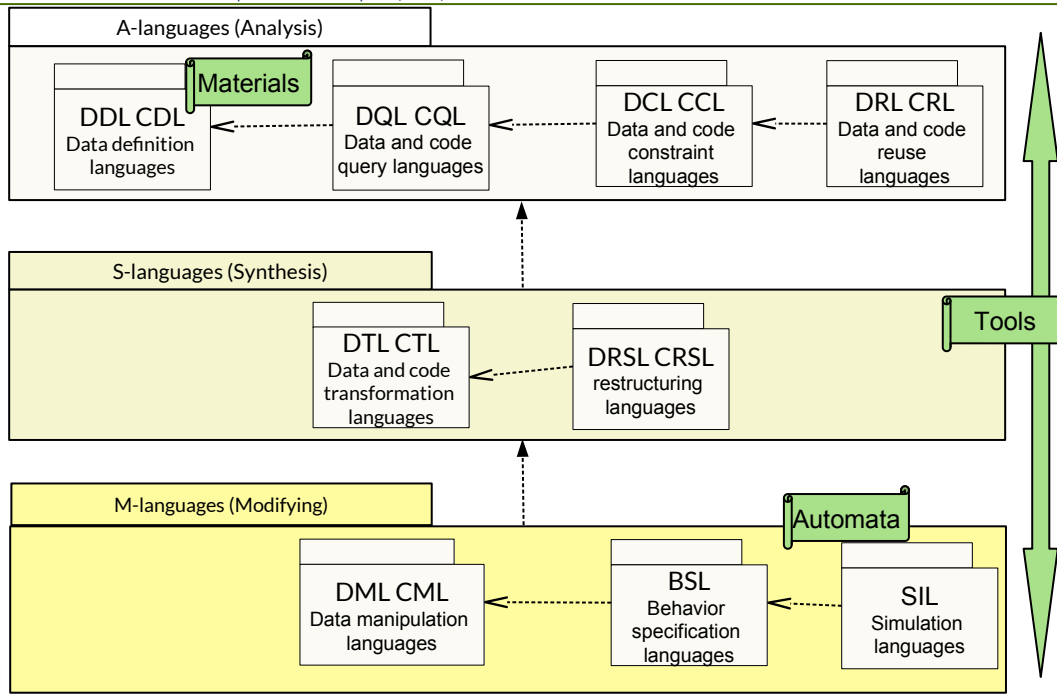
All tools have an underlying language family.

Every IDE has an underlying language family.

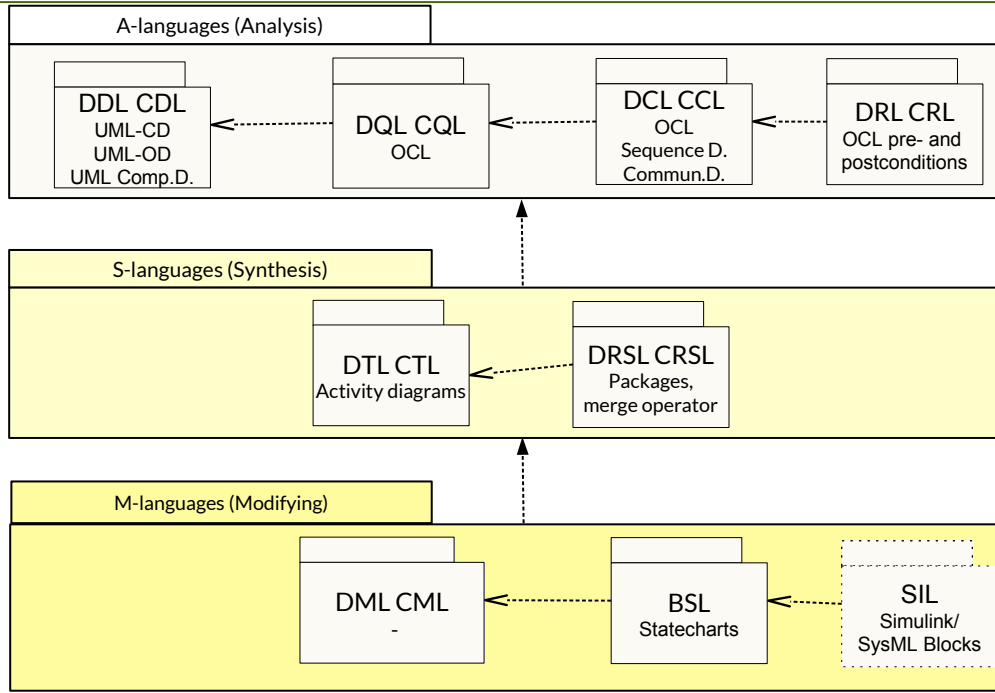
Every software factory has several underlying language family.



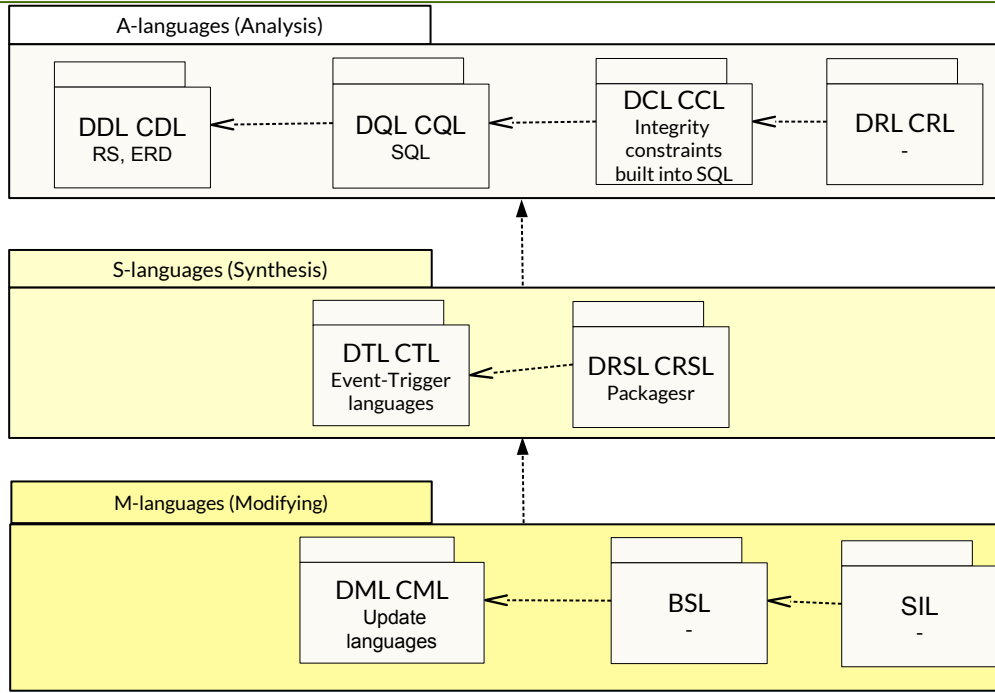
Basic Language Families (Layer Structure of M2)



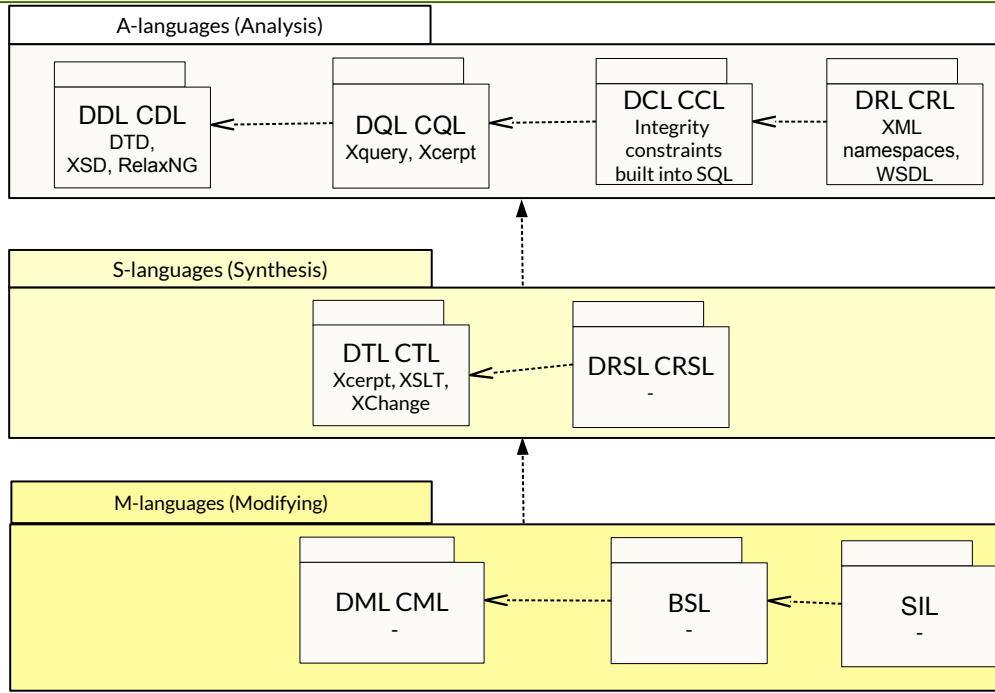
UML Language Family in the ModelWare TS



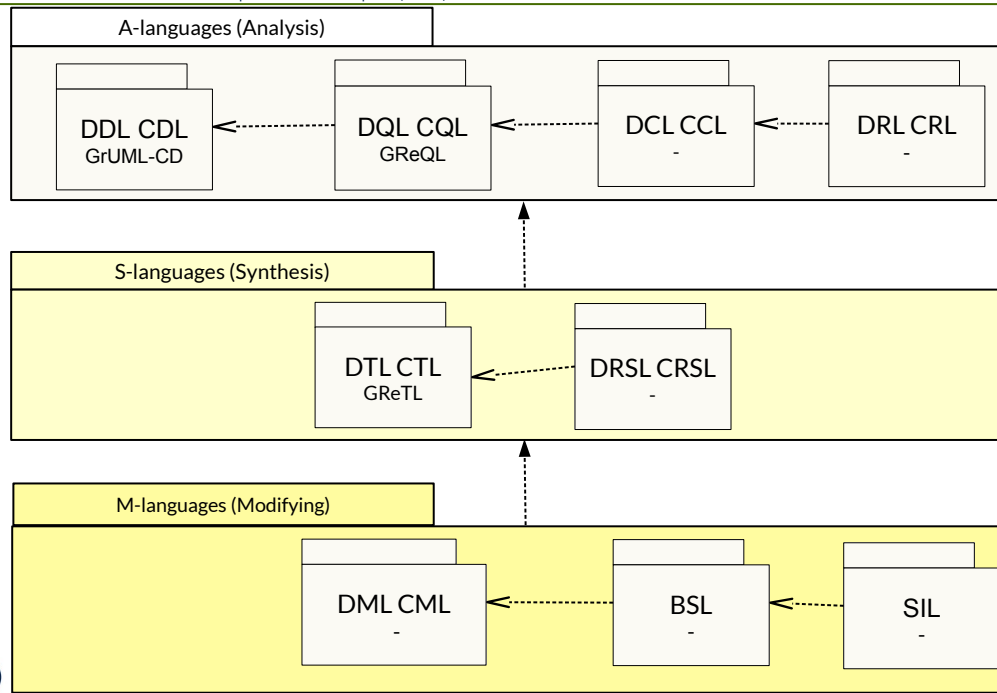
ERD/RS Language Family in the Relational TS



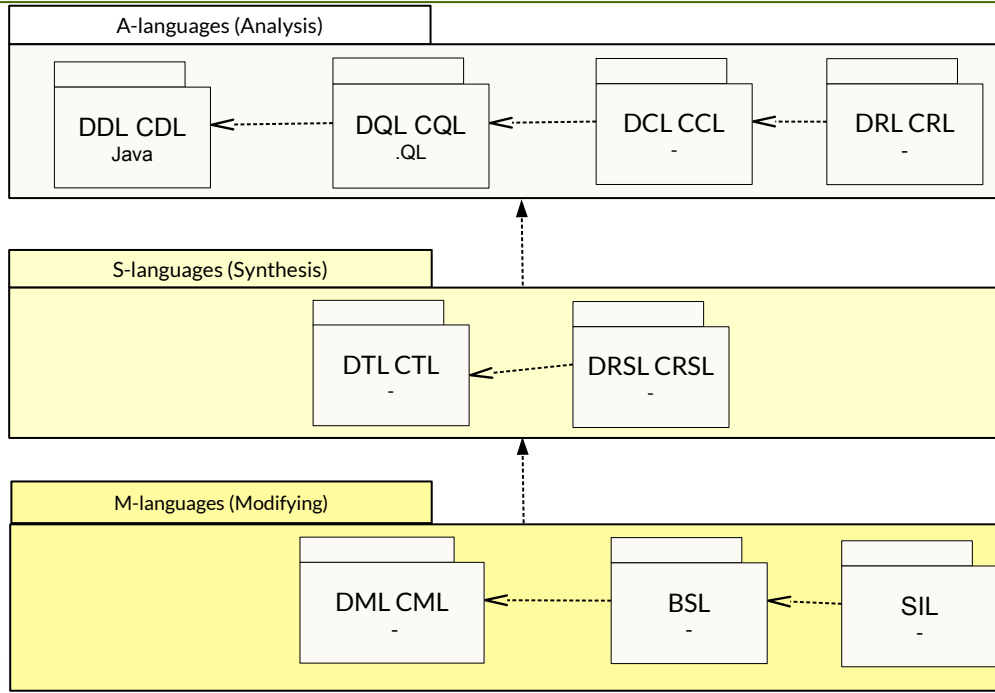
XML Language Family in the Link Tree TS



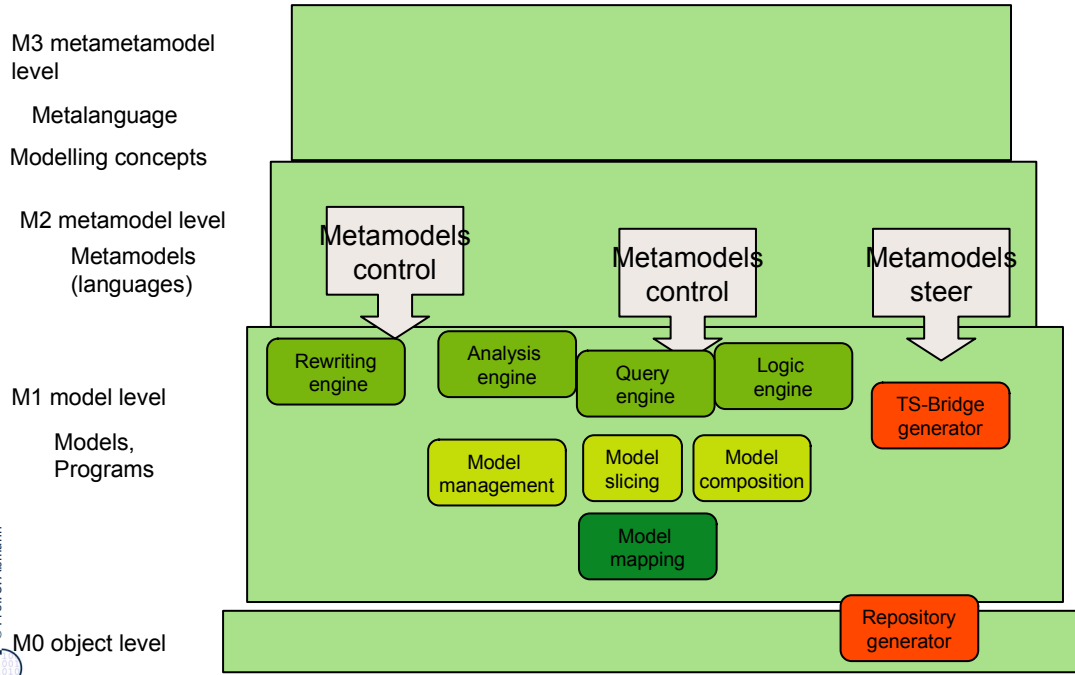
GrUML Language Family [Ebert, U Koblenz]



.QL Language Family [Semmler, github]



The Generic Tools of a Technical Space (TS)



The Generic Tools of a Technical Space (2)

M3 metamodel level
level

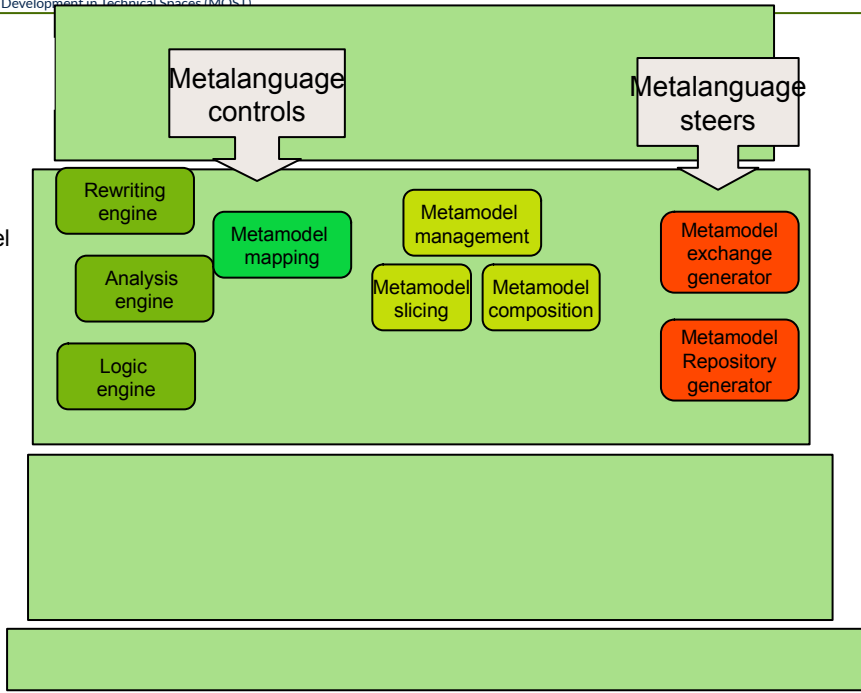
Metamodeling concepts

M2 metamodel level
Metamodels (languages)

M1 model level

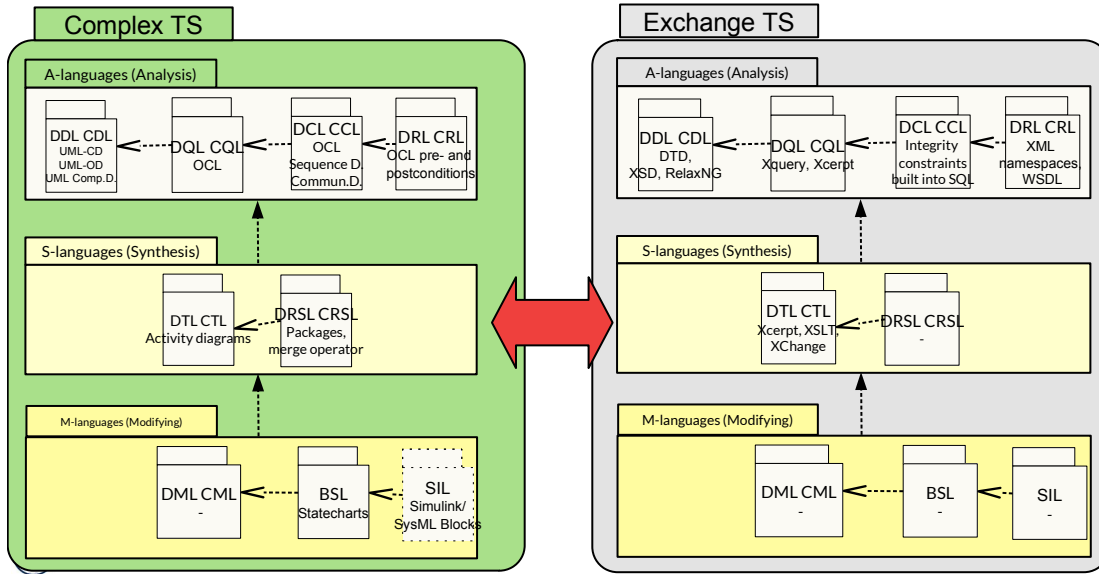
Models, Programs

M0 object level



Technical Space Bridges with Exchange TS

- ▶ Complex technical spaces must be flattened to a textual exchange TS (here XML)
- ▶ Due to layering and packaging, language mappings are simpler



14.8. ... and all together now...

Example Megamodel:

Composition of Contracts in the HRC (Heterogeneous Rich Components)

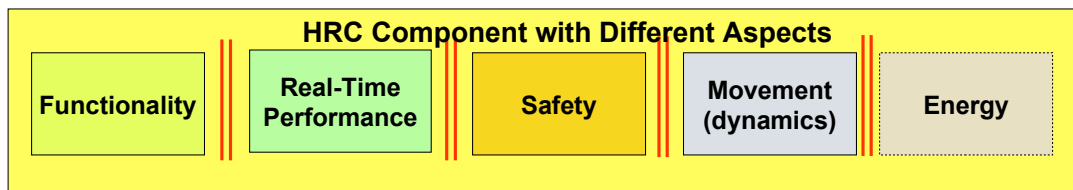
MDSO Tool Chain for Complex Embedded Systems

43

Model-Driven Software Development in Technical Spaces (MOST)

[courtesy to Vered Gafni]

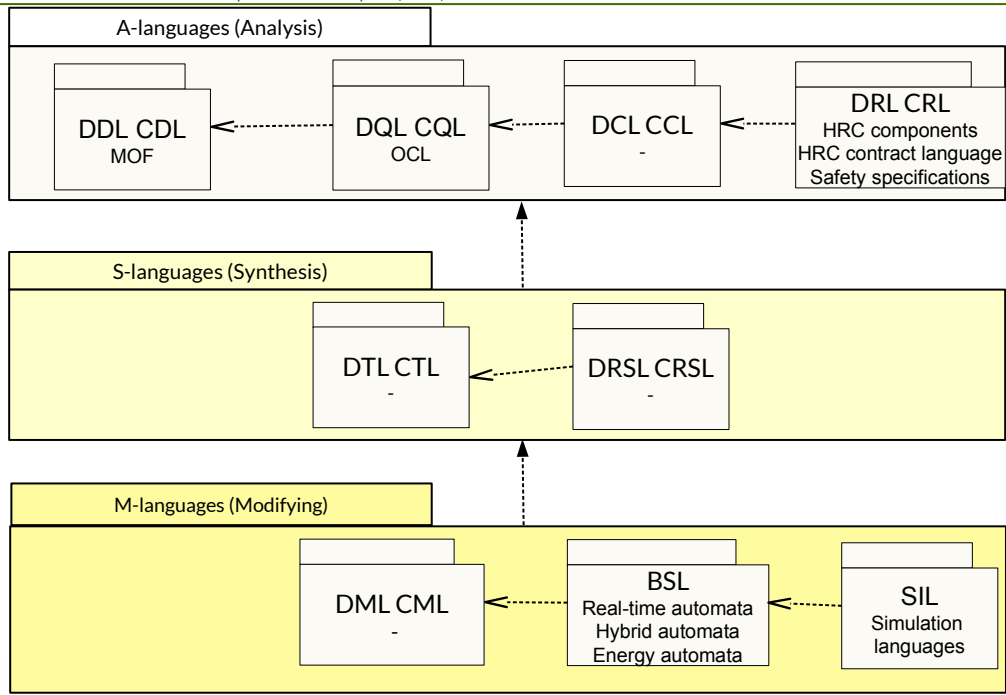
- ▶ Within a HRC component, contracts *in different views* can be synchronized (synchronized token-based modeling) [Damm]
 - The real-time assertions can be coupled with functional, real-time, safety, physical movement (dynamics), and energy view
 - Every contract has a different contract language
- ▶ Between different components, the contracts of a certain viewpoint can be composed and checked (viewpoint-specific modeling)



© Prof. U. Abmann



Example Megamodel: HRC Language Family for Safety-Critical Embedded Software



14.8.1. Technical Space Bridges and the Metamodel Layer Cake



Why is it Important to Know about the M2-Layers?

The multimodels managed by software factories combine different languages from several layers of M2 (**M2-Mix**)

- ▶ ERD - MOF - XSD - UML-CD
- ▶ Xquery - XSLT - SQL - SPARQL
- ▶ OCL - SpiderDiagrams - OntologyLanguages
- ▶ Java - C++ - C#
- ▶ Petrinets - DFD - WorkflowNets - BPMN

Domain-specific languages always consist of an M2-Mix

Methods also



Why is it Important to Know about the M2-Structure?

How can we compose metamodels for tool composition?

- ▶ Language families can be arranged in M2 layers
 - Many languages on upper layers can be composed with languages on lower layers
- ▶ If everything is in one Technical Space, composition of tools relies on the composition of languages
 - For that we need Model Composition Systems (forthcoming, → course CBSE)
 - Example: UML-Package Merge-Operator

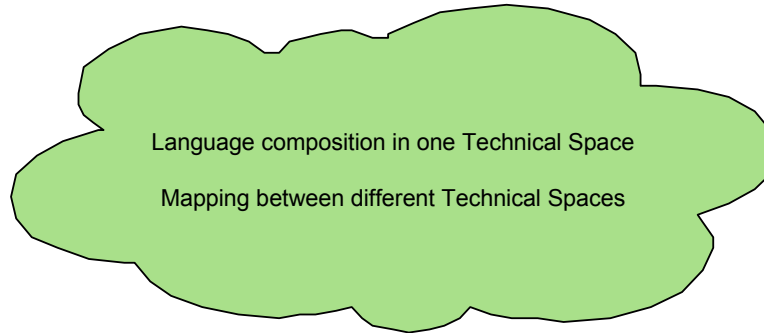
Language composition: Compose new language constructs from layers further down



How Can We Compose Tools for Base Techniques for MDSD Tool Chains and Software IDE?

48 Model-Driven Software Development in Technical Spaces (MOST)

- ▶ If we have to treat several Technical Spaces, Bridges between TS have to be built



The End – Exam Questions

- ▶ Where would you position a query tool on M1 – in the tools layer or in the materials layer? Does the tool's metamodel in its query language belong then to the tools metamodel layer of M2 or to the materials metamodel layer?
- ▶ Why can we compose different DQL with a given DDL?
- ▶ How is it possible to apply a graph query language on XML trees?
- ▶ Why is UML such a complex language?
- ▶ A MDSD tool chain such as the HRC IDE for embedded systems works with many languages in different technical spaces. Explain some ingredients of such a complex IDE.